




A New Force in Silver's Future

El Quevar Project

SEPTEMBER 04, 2025

TSX.V: AGAG - OTCQB: AGAGF - FRA: T1K



Forward Looking Statements

This presentation may contain forward-looking statements that are not historical facts. Forward Looking Information includes, but is not limited to, disclosure regarding possible events, conditions or financial performance that is based on assumptions about future economic conditions and courses of action; the timing and costs of future exploration activities on Argenta Silver Corp. ("Argenta Silver") properties; success of exploration activities; permitting timelines and requirements; requirements for additional capital; environmental requirements; planned exploration and development of properties and the results thereof; planned expenditures and budgets and the execution thereof. Often, but not always, forward-looking statements can be identified by the use of words such as "expects," "plans," "estimates," "intends," "believes," "could," "might," "will", "budget", "scheduled", "forecasts", "anticipates", "potential", "base case" or variations of such words and phrases or statements that certain actions, events or results "may", "could", "would", "might" or "will be taken", "occur" or "be achieved". Forward-looking statements involve known and unknown risks, uncertainties, and other factors which may cause the actual results, performance, or achievements of Argenta Silver to be materially different from any future results, performance, or achievements expressed or implied by the forward-looking statements. Forward looking statements or information relates to, among other things, Argenta Silver's corporate strategies, mineral resource estimates and plans for further exploration, which will require additional funding. These forward-looking statements are based on management's current expectations and beliefs (including the belief in the accuracy of the resource estimate) but given the uncertainties, assumptions and risks, readers are cautioned not to place undue reliance on such forward-looking statements or information. Information in this presentation is not intended to be a comprehensive review of all matters and developments concerning Argenta Silver and Argenta Silver does not assume any obligation to update, or to publicly announce, any such statements, events or developments, except as required by law.

For additional information on risks and uncertainties, see Argenta Silver's most recently filed annual management discussion & analysis ("MD&A"), which is available on SEDAR at www.sedarplus.com. The risk factors identified in the MD&A are not intended to represent a complete list of factors that could affect Argenta Silver.

Some of the mineral resources at the El Quevar Property are categorized as indicated and some as inferred mineral resources. Mineral resources that are not mineral reserves do not have demonstrated economic viability. Mineral resource estimates do not account for mineability, selectivity, mining loss and dilution. These mineral resource estimates include inferred mineral resources that are normally considered too speculative geologically to have economic considerations applied to them that would enable them to be categorized as mineral reserves. There is also no certainty that these inferred mineral resources will be converted to measured and indicated categories through further drilling, or into mineral reserves, once economic considerations are applied.

Compliance with NI 43-101: The technical information in this presentation has been prepared in accordance with the Canadian regulatory requirements set out in National Instrument 43-101 Standards of Disclosure for Mineral Projects ("NI 43-101") and was reviewed and approved by Robert van Egmond, P.Geo., a consultant to the Company, and the Qualified Person under NI 43-101. Rob van Egmond, P.Geo. has visited the El Quevar Project and is not independent of the Company.



“Latin America is home to some of the most significant silver deposits on the planet, a legacy from nature, forged by extraordinary, powerful, and enduring geological events that shaped the region millions of years ago, leaving behind an enormous wealth of untapped silver for the future. **Our work now is to lead the technical team to fully unlock its potential in the most effective and efficient way**, and by doing so we expect to create sustainable value for our shareholders and benefit the nearby communities.

Joaquin Marias

President, CEO and Director

The Right Silver Opportunity

“

For 40 years, I've dreamed of building a pure silver company in Latin America. Exceptional pure silver assets are incredibly rare, and when the El Quevar opportunity presented itself, I knew instantly—this is it. We have a clear vision to scale this into a much larger company.”

Frank Giustra
Major Shareholder



Investment Overview



High-Grade, Low-Tonnage Mineralization

Single deposit containing a **pure silver resource of 45.3 Moz @ 482 g/t Ag (Indicated)** and **4.1 Moz @ 417 g/t Ag (Inferred)⁽¹⁾**, with multiple historical intercepts above 1,000 g/t Ag.



Attractive Valuation & Acquisition at a Fraction of Value

Market cap of **>C\$195M with ~C\$24.0M in working capital***. Acquisition at a fraction of value, with a **US\$3.5 million acquisition cost against over C\$60 million in historical investment**, including 100,000 meters of drilling and extensive internal infrastructure.



Expansion and Growth Potential

Positioned for growth in a rising silver market. The mineral resource area is open down-plunge and to other directions, with **less than 1% of the project area historically explored**, located along a major continental structural corridor.



Prime Location & Local Support

Situated in **Salta Province**, Argentina's top mining jurisdiction, highlighting the country's renewed commitment to business and investment. Highly committed **local community and government authorities that strongly support** the company.



Strong Infrastructure

Ready-to-use **camp for 100 people, >60Kms of internal roads**, and external infrastructure including an **active railroad, a pressurized gas-pipeline, a road and a high-voltage power line**.



Backed by Industry Experts

Supported by the Fiore Group, with a proven track record in the mining industry. Backed by Canadian mining leader and entrepreneur **Frank Giustra**, and Argentine real-state, agribusiness and mining businessman **Eduardo Elsztain****.

*At 02 of September of 2025, on a fully diluted basis for a TSXV: AGAG share price of C\$0.78. **Through companies of his major ownership.

(1) Source: Refer to NI43-101 technical report with effective date of September 30, 2024, titled "NI 43-101 Technical Report on the Mineral Resource Estimate of the El Quevar Project Salta Province, Argentina", posted on www.SEDAR.com under Argenta Silver Corp.

Company Timeline

SHARE PRICE

>300%
organic growth in
less than 1 year



Sept-Oct

Sept. 20, 2024
PP of C\$15 M

Oct. 24, 2024
Acquisition of
El Quevar

Oct. 28, 2024
Start trading
as AGAG in TSX.V

Nov

Nov 4, 2024
Community and Government
positive engagement

Nov and Dec 2024
Key staffing of Silex Argentina + Camp,
Roads and Project reaconditioning
for re-start

Dec

Jan

Jan 06 2025
Commencement
of Exploration

Feb

Mar

March 13, 2025
Elzstain Group
announces Strategic
Investment of C\$ 5 M

Apr

April 28, 2025
Joaquin Marias
appointed CEO

May

May 14, 2025
Phase 1 of foundational
program completed

May 26, 2025
Argenta drilling
commences

Jun

Jul

Jul 21, 2025
First batch of
Drill Results

Jul 24/Aug 1, 2025
Bought Deal announced
(closed at C\$15M + pro-rata of C\$2.5M)

Aug

Aug 13, 2025
Second batch
of Drill Results

Phase 2 (ongoing): 4,000m drilling program

Company Timeline

RETURN ON INVESTMENT

10X MARKET CAP
growth in less than 1 year

2025

C\$150M

C\$100M

C\$50M

C\$0M

Sept-Oct

Sept. 20, 2024

PP of C\$15 M

Oct. 24, 2024

*Acquisition of
El Quevar*

Oct. 28, 2024

*Start trading
as AGAG in TSX.V*

Nov

Nov 4, 2024

*Community and Government
positive engagement*

Nov and Dec 2024

*Key staffing of Silex Argentina + Camp,
Roads and Project reaconditioning
for re-start*

Dec

Jan

Jan 06 2025

*Commencement
of Exploration*

Feb

Mar

March 13, 2025

*Elzstain Group
announces Strategic
Investment of C\$ 5 M*

Apr

April 28, 2025

*Joaquin Marias
appointed CEO*

May

May 14, 2025

*Phase 1 of foundational
program completed*

May 26, 2025

*Argenta drilling
commences*

Jun

Jul

Jul 21, 2025

*First batch of
Drill Results*

Jul 24/Aug 1, 2025

*Bought Deal announced
(closed at C\$15M + pro-rata of C\$2.5M)*

Aug

Aug 13, 2025

*Second batch
of Drill Results*

Phase 2 (ongoing): 4,000m drilling program

Company Timeline

RETURN ON INVESTMENT

**SUPERB VALUE CREATION
AT LOW COST**



C\$ 4 M spent since January 1st to June 30th * = **MARKET CAP of C\$ 70M**

C\$ 5.5 M spent since January 1st to Sept 3rd = **MARKET CAP of >C\$ 195M**

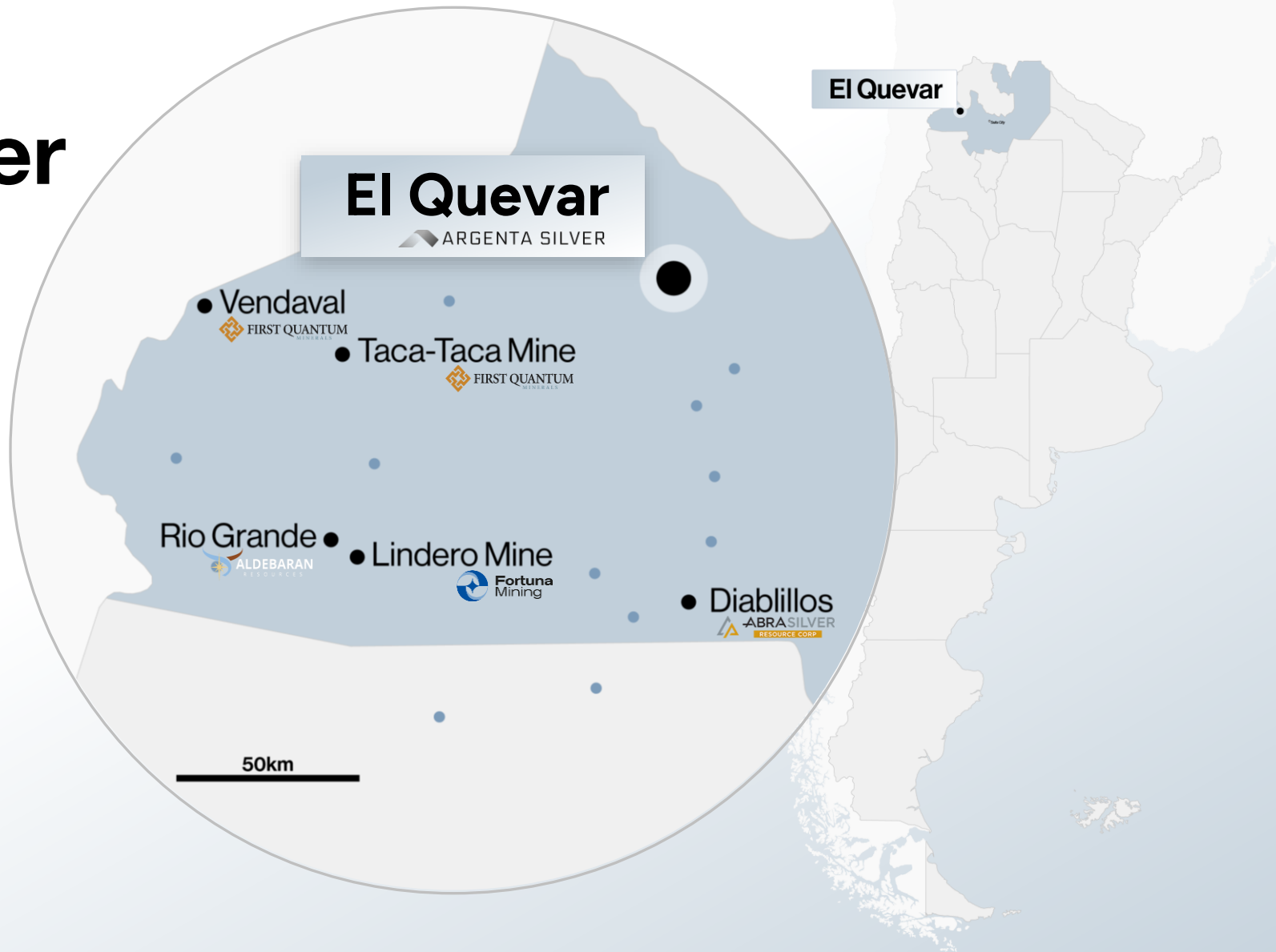
*Refer to June 31, 2025, Financial Statements.

Salta: Latin-America's Premier Mining Region

Located in **Salta Argentina**, most pro-mining province in the country. Major companies working in the province, including Rio Tinto, First Quantum, Aldebaran, AbraSilver, and Fortuna Mining. Circa 35 registered projects, mostly lithium, followed by gold and copper, silver, lead and zinc, borates and uranium.



Best voted jurisdiction of Latin America by Fraser Institute 2024.





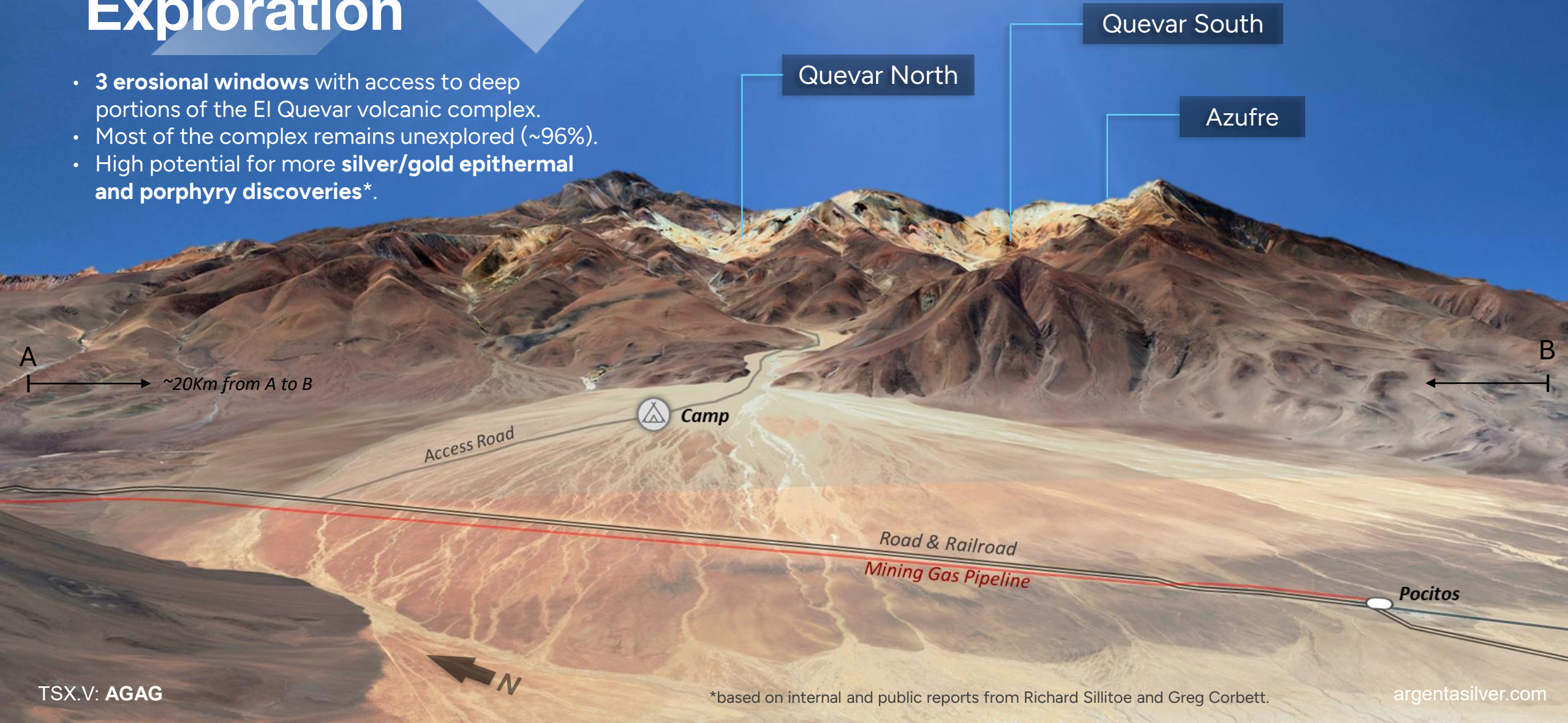
Strategically Located for Success

- 100% owned land package of **57,000 hectares**, covering the majority of the El Quevar Volcanic Complex.
- Located along a **world-class continental structural corridor**, home to **giant copper ± gold mines** like the 120-year-old Chuquicamata mine and others like El Abra, Gaby, and Spence.
- Year-round all-vehicle accessible, 8 km from the supportive **community of Pocitos**.



Blue Sky Exploration

- **3 erosional windows** with access to deep portions of the El Quevar volcanic complex.
- Most of the complex remains unexplored (~96%).
- High potential for more **silver/gold epithermal and porphyry discoveries***.



Quevar North

Quevar South

Azufre

~20Km from A to B



Camp

Access Road

Road & Railroad

Mining Gas Pipeline

Pocitos

El Quevar Project

High-grade, low-tonnage, pure silver play

Mineral Resource Estimate (2024)⁽¹⁾

Category	Tonnage (Mt)	Silver Grade (g/t)	Metal Cont. (Moz Ag)
Indicated	2.93	482	45.3
Inferred	0.31	417	4.1

Unlocked expansion potential due to previous lack of funding and abandonment.

(1) Source: Refer to NI43-101 technical report with effective date of September 30, 2024, titled "NI 43-101 Technical Report on the Mineral Resource Estimate of the El Quevar Project Salta Province, Argentina", posted on www.SEDAR.com under Argenta Silver Corp.

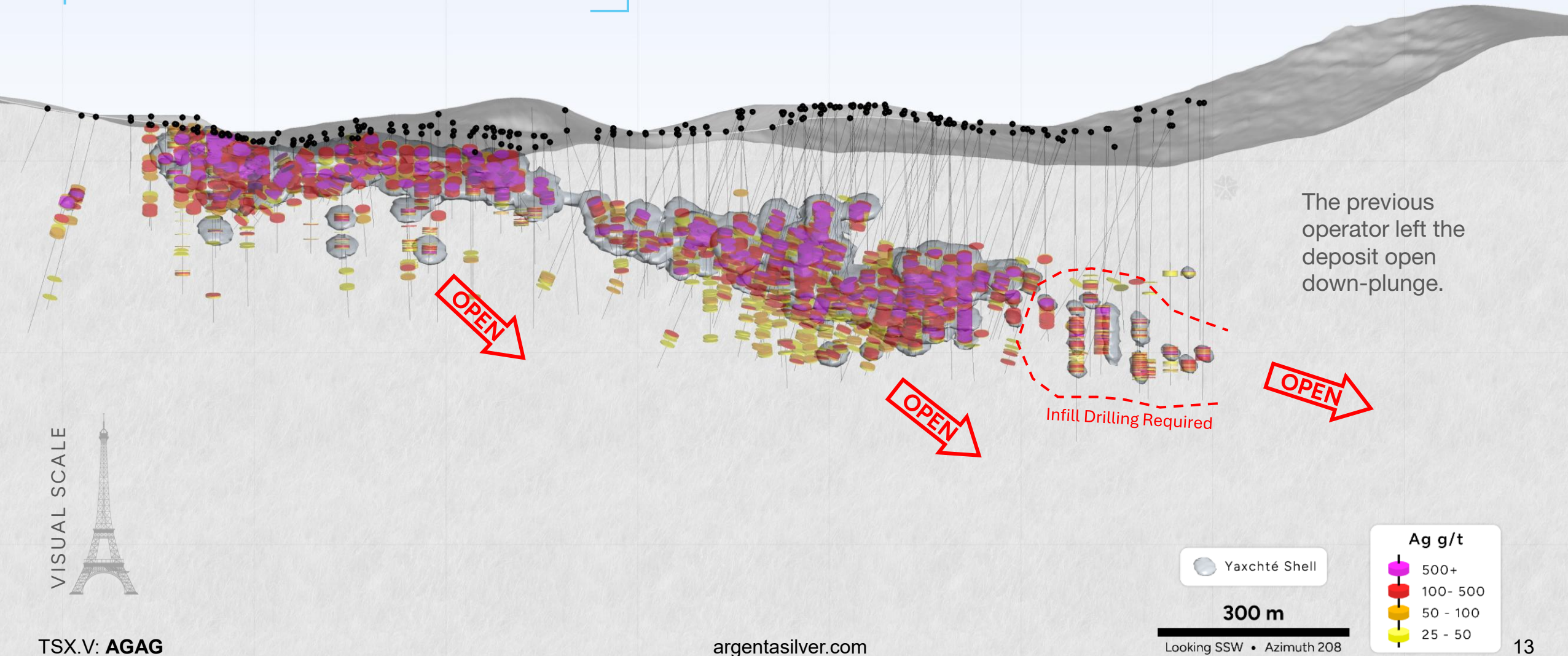
High-grade, Low-tonnage Silver

EXISTING RESOURCE AT MAIN DEPOSIT: YAXTCHE

El Quevar Indicated Resource

2.93 Mt containing 45.3 Moz of silver at 482 g/t Ag.¹

(1) Source: Refer to NI43-101 technical report with effective date of September 30, 2024, titled "NI 43-101 Technical Report on the Mineral Resource Estimate of the El Quevar Project Salta Province, Argentina", posted on www.SEDAR.com under Argenta Silver Corp.



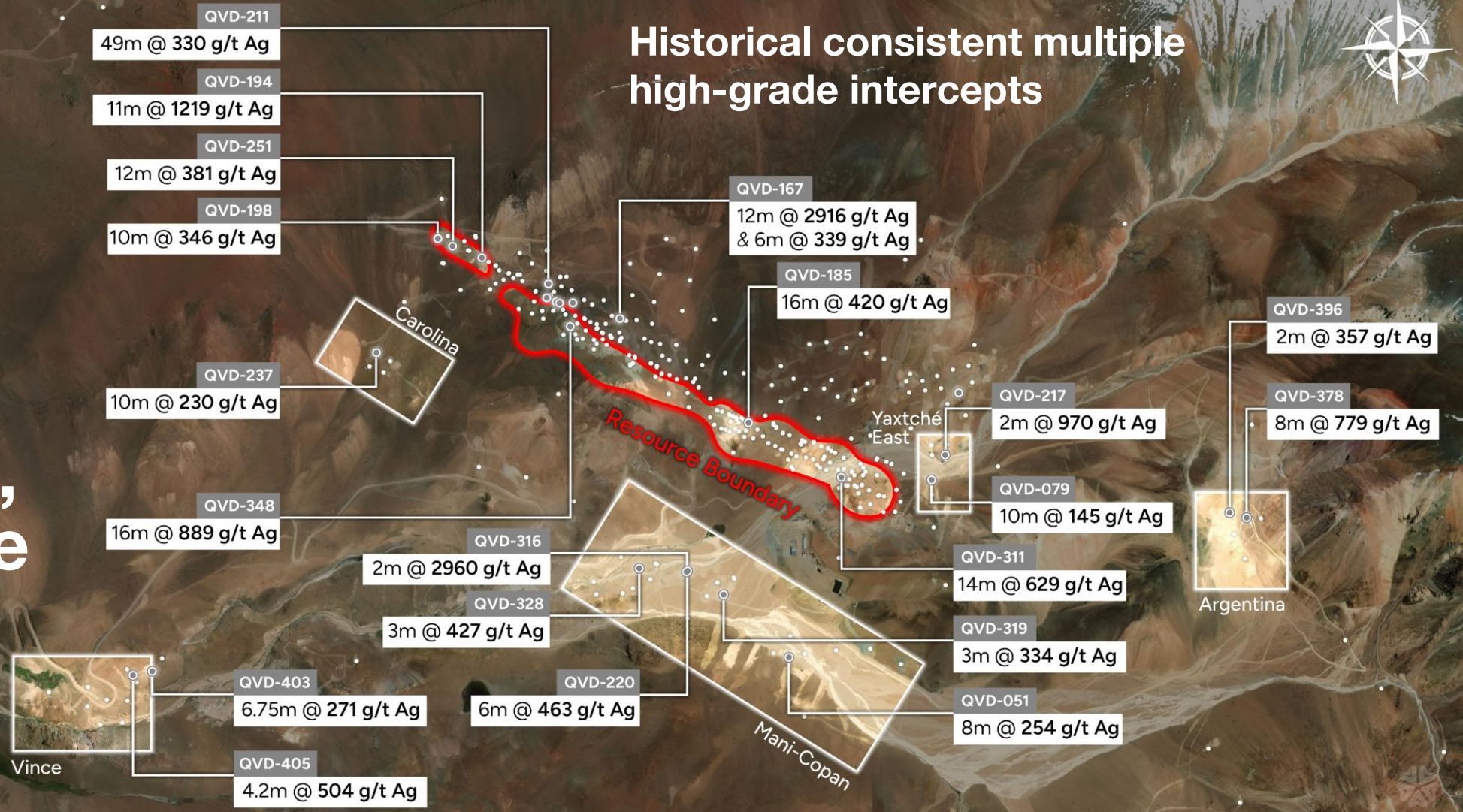


El Quevar claim

Outstanding Past Drilling, New Multiple Targets

Highlighting Exceptional, High-Grade Pure Silver Results

Historical consistent multiple high-grade intercepts



- Highlighted Drills
- Other Drills
- Resource Boundary



High Grade Pure Silver

The mineralization at El Quevar is exceptionally rich in silver, with no associated base metals or gold, making it a rare global example of a high-grade, pure silver deposit.

DDH QVD-167 (pre-Argenta Historical Drillhole)

From [m]	To [m]	Ag [g/t]	Au [g/t]	Pb [%]	Zn [%]	Cu [%]	Intercept
228	230	29	0.0	0.2	0.4	0.0	
230	231	849	0.0	0.2	0.1	0.1	12mts @ 2,916 g/t Ag
231	232	9,659	0.0	1.2	1.6	0.8	
232	233	1,427	0.0	0.6	0.9	0.2	
233	234	1,683	0.0	0.4	0.2	0.1	
234	235	9,649	0.0	0.9	0.5	1.0	
235	236	892	0.0	0.1	0.0	0.1	
236	237	937	0.0	0.2	0.0	0.1	
237	238	1,482	0.0	0.3	0.1	0.1	
238	239	7,527	0.0	0.3	0.1	0.3	
239	240	152	0.0	0.2	0.0	0.0	
240	241	582	0.0	0.1	0.0	0.1	
241	242	150	0.0	0.2	0.0	0.0	
242	243	95	0.0	0.2	0.0	0.0	
243	244	77	0.0	0.2	0.0	0.0	
244	245	34	0.0	0.2	0.0	0.0	6mts @ 339 g/t Ag
245	246	193	0.0	0.2	0.1	0.1	
246	247	40	0.0	0.2	0.0	0.0	
247	248	117	0.0	0.2	0.0	0.1	
248	249	656	0.0	0.3	0.0	0.3	
249	250	823	0.0	0.3	0.0	0.4	
250	251	207	0.0	0.3	0.0	0.2	
251	252	40	0.0	0.4	0.0	0.0	

DDH QVD-194 (pre-Argenta Historical Drillhole)

From [m]	To [m]	Ag [g/t]	Au [g/t]	Pb [%]	Zn [%]	Cu [%]	Intercept
278	279	38	0.0	0.9	0.2	0.0	
279	280	136	0.0	0.6	0.0	0.0	
280	281	1,974	0.0	1.1	0.1	0.1	11mts @ 1,219 g/t Ag
281	282	1,957	0.0	2.7	0.2	0.3	
282	283	782	0.0	0.4	0.0	0.0	
283	284	2,129	0.0	0.7	0.1	0.1	
284	285	1,142	0.0	0.5	0.1	0.1	
285	286	1,308	0.0	0.3	0.1	0.1	
286	287	368	0.0	0.2	0.0	0.0	
287	288	723	0.0	0.4	0.0	0.0	
288	289	2,231	0.0	0.4	0.1	0.1	
289	290	654	0.0	0.3	0.1	0.1	
290	291	79	0.0	0.3	0.0	0.0	

- These **historical** drillhole-intercepts are representative examples of many drillholes with similar grades from the Mineral Resource area, drilled **by the previous operator**.
- These analytical results show the **pure silver and high-grade nature** of this deposit.

For more info visit argentalilver.com/media

Intervals shown are core length. Estimated true widths vary between 60 to 85% of core reported length.



El Quevar claim

Gold intercepts in deeper drillholes (historical drilling)

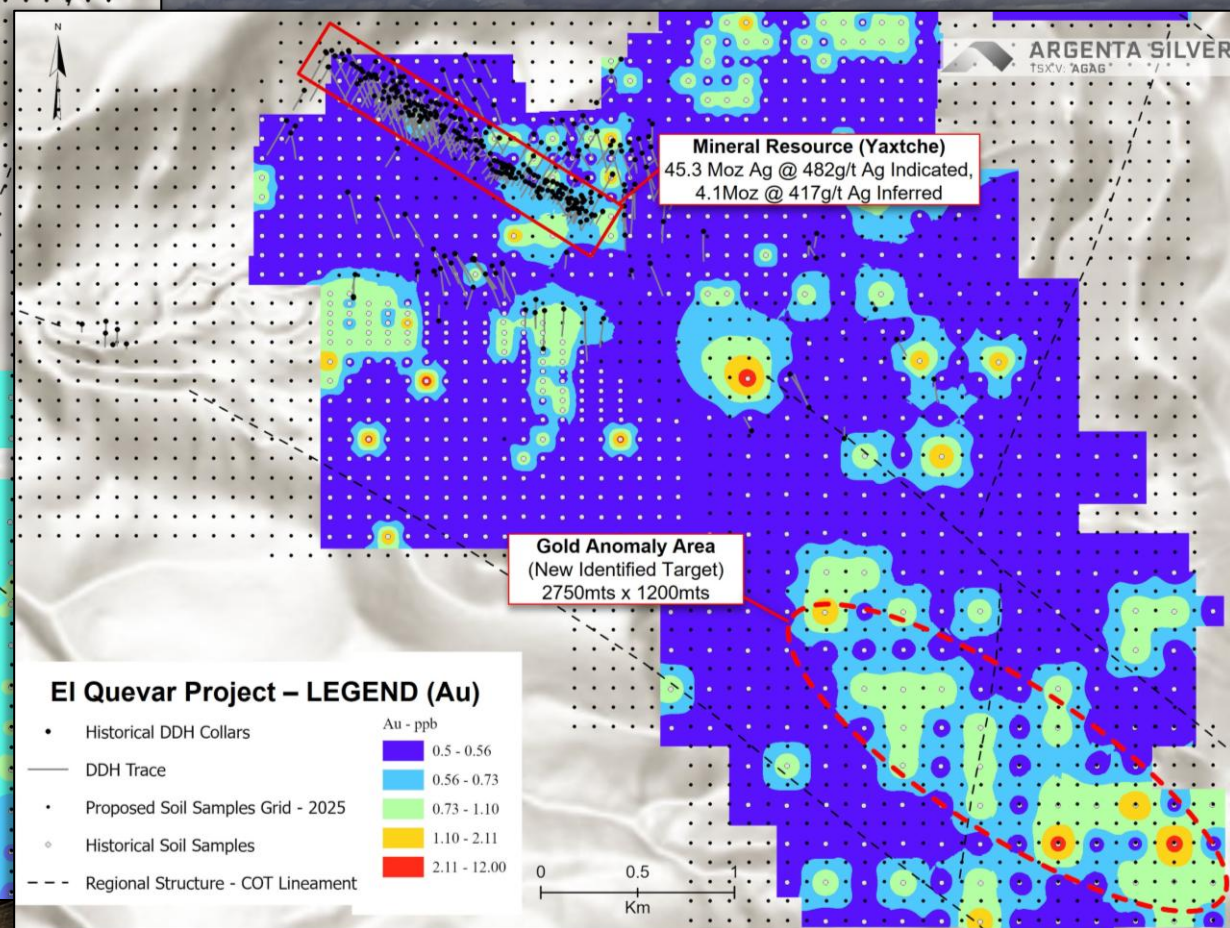
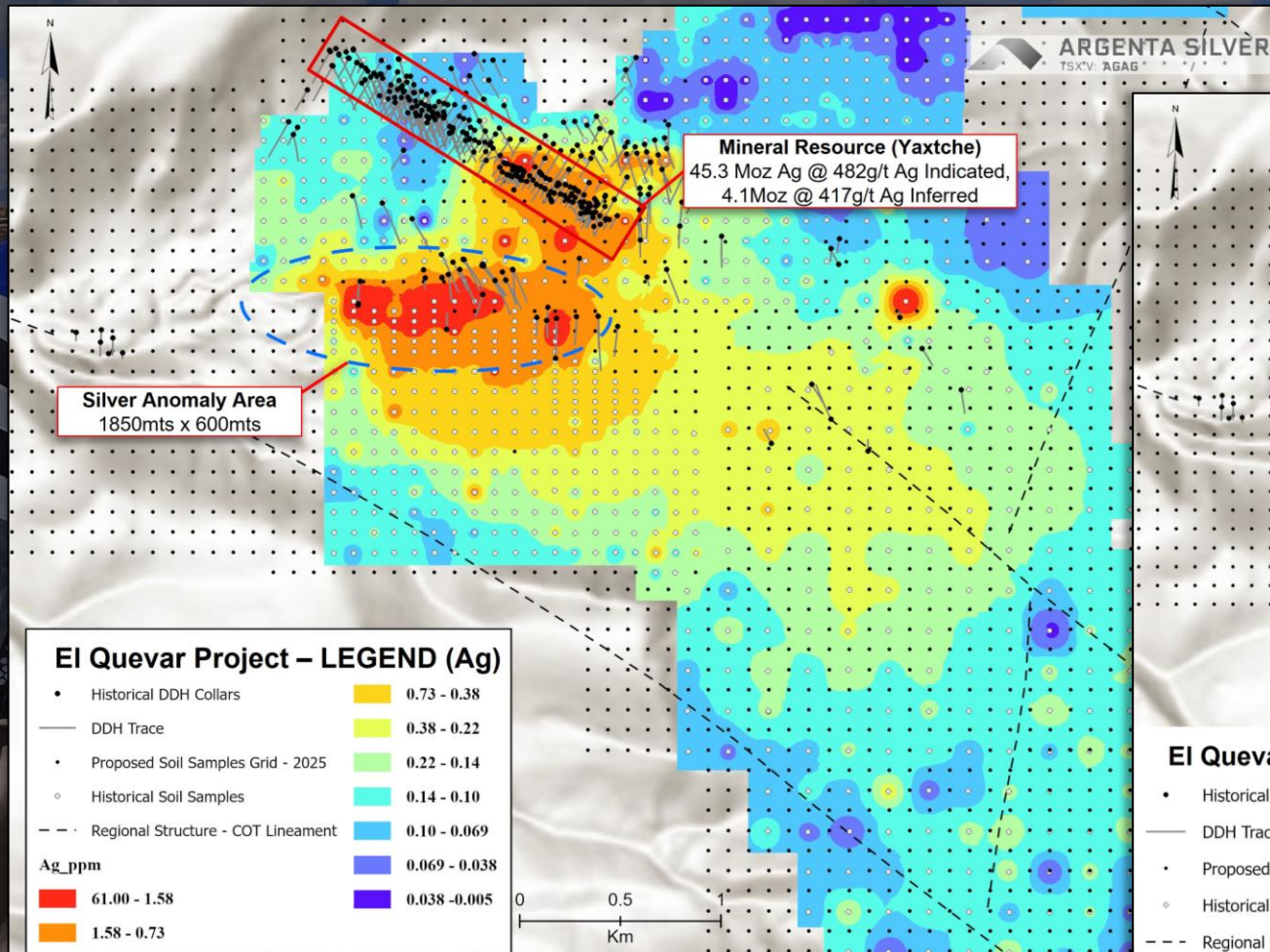
Overlooked Added Value

Historical drilling has identified gold mineralization beneath the silver zones, occasionally overlapping with areas of economically silver mineralization.



Untapped Potential

Historical soil information showing regional untapped potential for Silver and Gold, evidence of a much larger system.



Exploration Plan

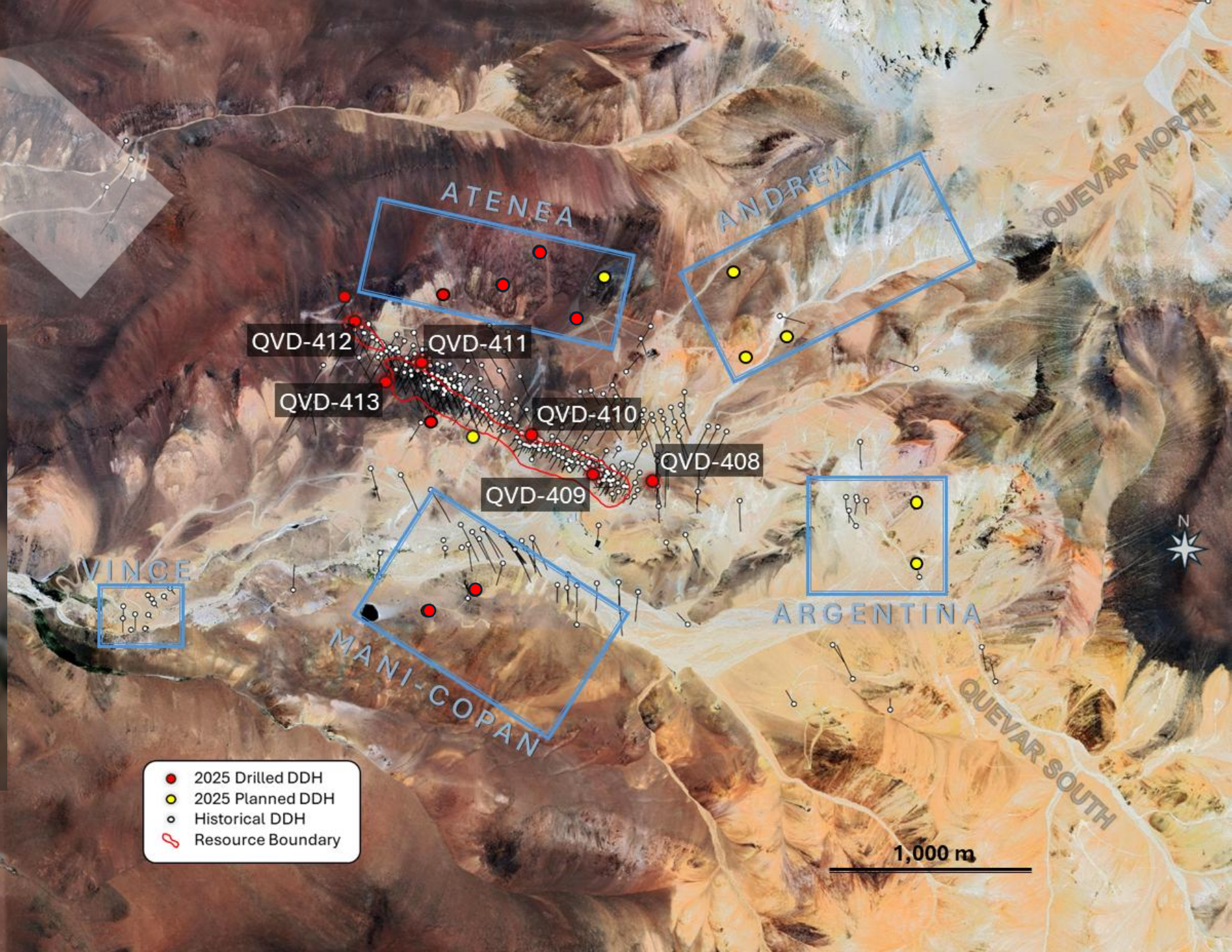
Systematic Growth



* Diamond Drilling Hole.

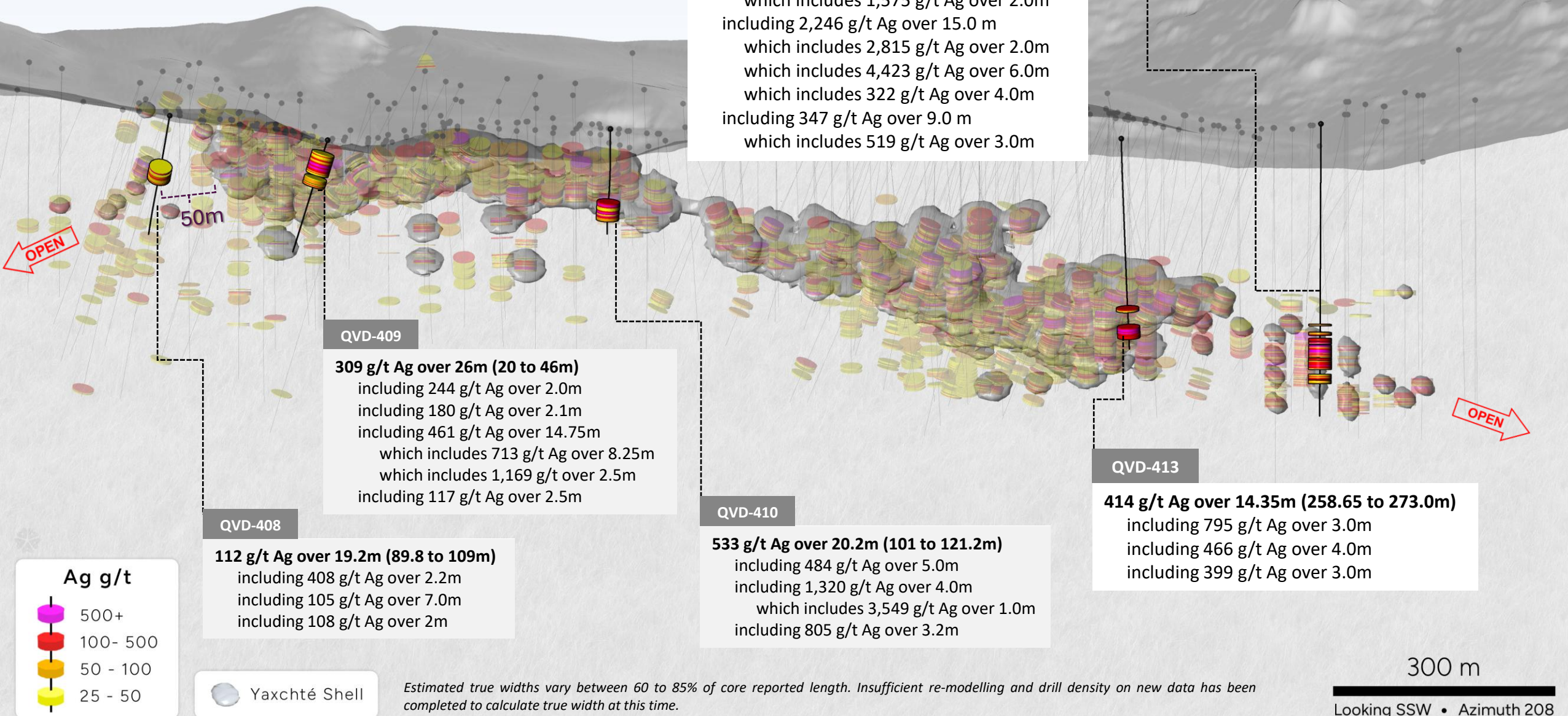
On-Going Operations

- **New targets** were defined through 2025 Phase 1.
- Step-Out drilling **testing continuity**.
- **Resource Expansion Drilling** testing the potential addition of mineralization.
- **New exploratory targets** are being tested based on **sound technical evidence**.
- **Historical targets** are being followed up.



2025 Drill Results

ON-GOING 2025 DRILL PROGRAM FIRST RESULTS



2025 Drill Results

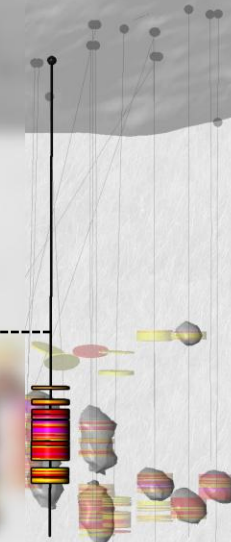
ON-GOING 2025 DRILL PROGRAM FIRST RESULTS



QVD-412

1026 g/t Ag over 40.0m (290.00 to 330.0m)
including 532 g/t Ag over 7.0m
which includes 1,575 g/t Ag over 2.0m
including 2,246 g/t Ag over 15.0 m
which includes 2,815 g/t Ag over 2.0m
which includes 4,423 g/t Ag over 6.0m
which includes 322 g/t Ag over 4.0m
including 347 g/t Ag over 9.0 m
which includes 519 g/t Ag over 3.0m

18,467 g/t Ag over 1.05m
ALL-TIME RECORD-BREAKING RESULT
within 40.0m grading 1,026 g/t Ag



300 m

Estimated true widths vary between 60 to 85% of core reported length.

Looking SSW • Azimuth 208

2025 Drill Results

ON-GOING 2025 DRILL PROGRAM FIRST RESULTS

Successful drillhole testing up-dip expansion potential.

QVD-413

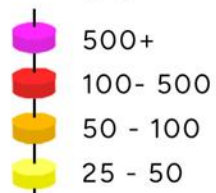
414 g/t Ag over 14.35m (258.65 to 273.00m)

including 795 g/t Ag over 3.00m

including 466 g/t Ag over 4.00m

including 399 g/t Ag over 3.00m

Ag g/t



Yaxchté Shell

Estimated true widths vary between 60 to 85% of core reported length. Insufficient re-modelling and drill density on new data has been completed to calculate true width at this time.

100 m

Looking SE • Azimuth 136

2025 Drill Results

ON-GOING 2025 DRILL PROGRAM FIRST RESULTS

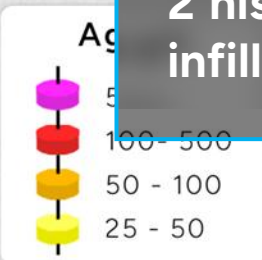
What is the Meaning of These Results?

The **CONFIRMATION DRILLHOLES** are helping the technical team to observe fresh core from the Resource area. These holes are also confirming the high grade and the continuity of it.

The **SUCCESSFUL STEP-OUT DRILLHOLE** is unveiling the potential to extend the resource towards the southeast at shallow levels. This hole was drilled 50 meters away from the existing Mineral Resource envelope.

The **SUCCESSFUL UP-DIP DRILLHOLE** is unveiling the potential to extend the resource in between surface and the existing Resource envelope.

The **SUCCESSFUL INFILL DRILLHOLE** has been drilled in a 60-meter gap that existed in between 2 historical drillholes, returning an all-time record-breaking result, insinuating this area could be infilled with the intention to add tonnage in future Mineral Resource updates.



300 m

Looking SSW • Azimuth 208

2025 First Surface Results

2025 Rock Chip Samples [Ag ppm]

- 0 - 25
- 25 - 100
- 100 - 500
- 500 - 1000
- 1000 - 20000

○ Historical Rock Samples

Resource Boundary

Sample 54210632

2,450 ppm Ag

Sample 81669

600 ppm Ag

Sample 101128

16,000 ppm Ag

Sample 81669

1,600 ppm Ag

Sample 101125

20,000 ppm Ag

Sample 81701

6,000 ppm Ag

Sample 54210615


282 ppm Ag

1 Km

> 20,000 g/t Ag

Surface grab sample with visible native silver.
Reached upper detection limit of 20,000 g/t Ag.

Sample 101125



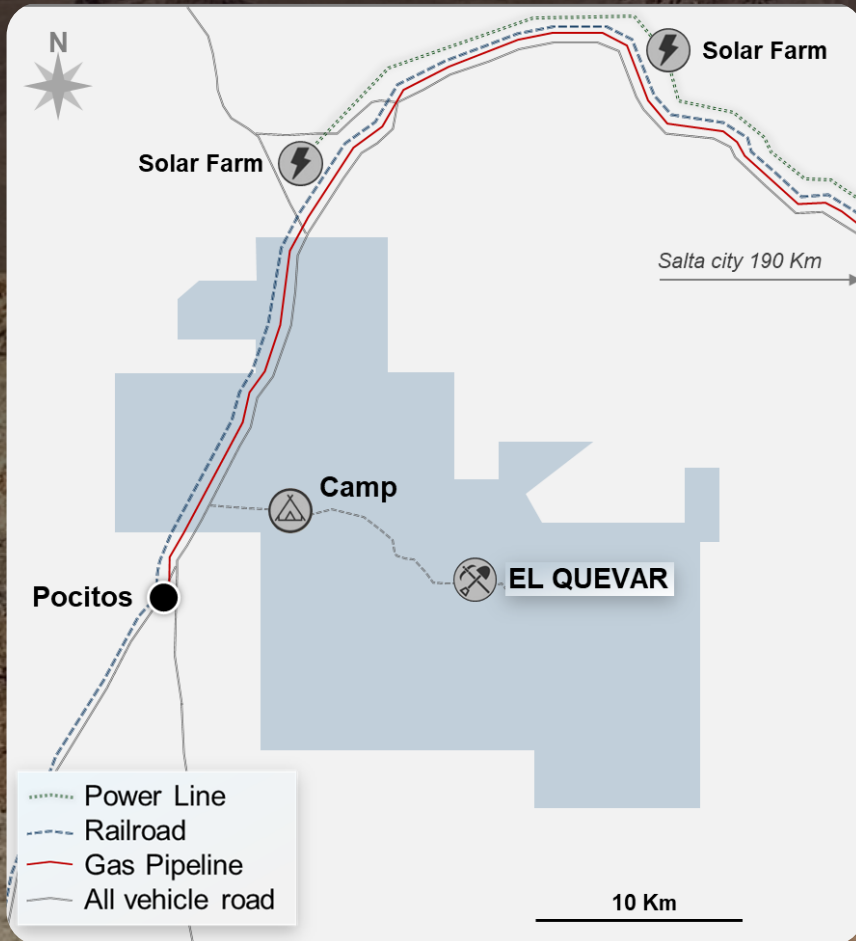
Infrastructure for Success

Internal

- Ready-to-use camp for 100 workers.
- Over 60kms of internal roads (*high construction cost*).
- Over 400 drillholes (*100,000 meters drilled*).
- 1,250-meter underground decline ramp.
- Multiple onsite generators.
- Core logging facilities.
- Multiple buildings, warehouses, fuel tanks.
- Explosives warehouse (*permitted*).

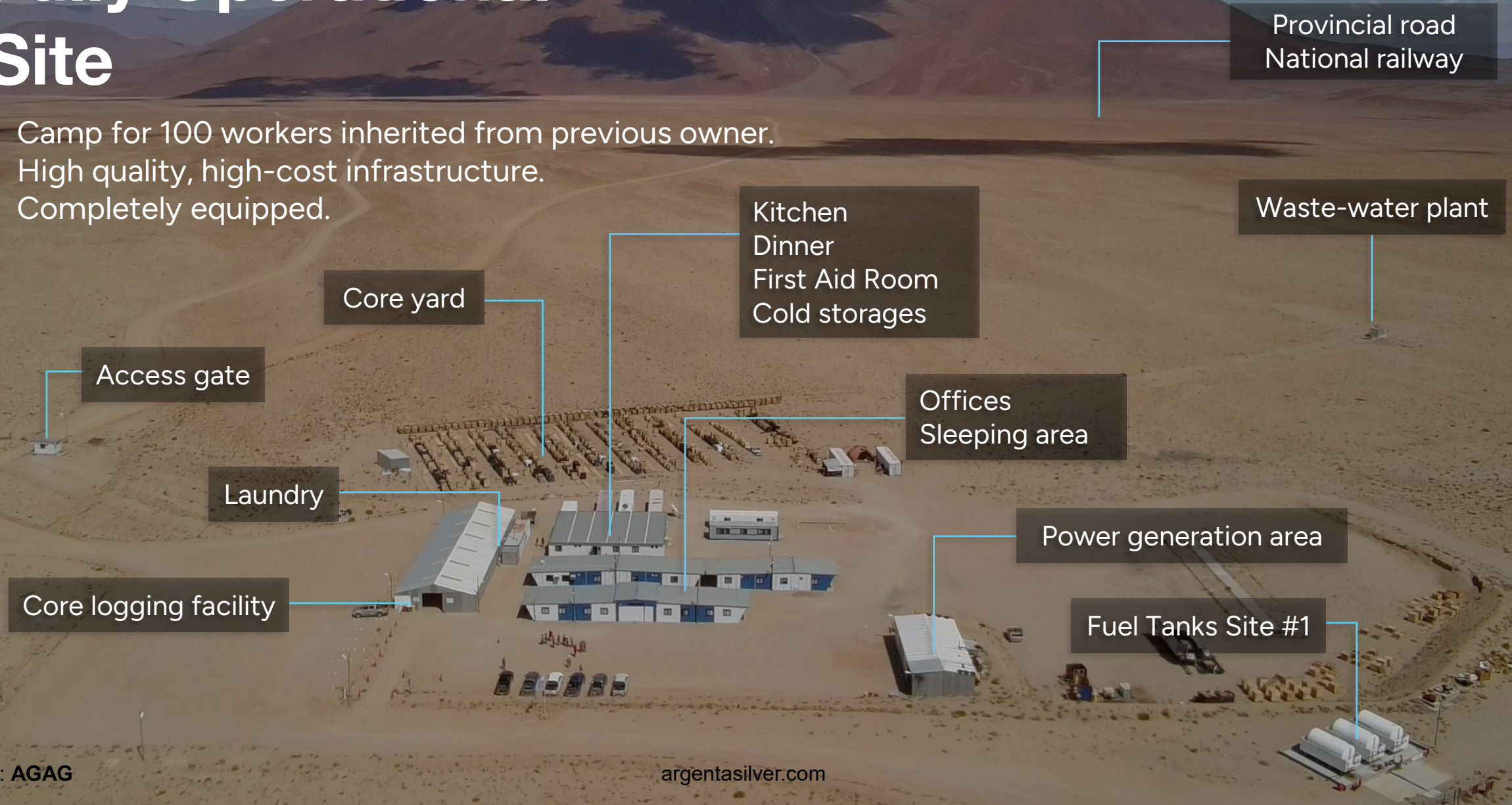
External

- National public road access.
- Gas pipeline for mining projects at 4 km.
- High voltage power line at 20 km.
- Two photovoltaic parks located at 20 km, including the largest one in South America.
- Multiple mining friendly communities.



Fully Operational Site

- Camp for 100 workers inherited from previous owner.
- High quality, high-cost infrastructure.
- Completely equipped.



Capital Share Structure

Issued & Outstanding

Common Shares	254,329,377
Stock Options	15,938,000
Warrants	29,077,950
Fully Diluted	299,345,327

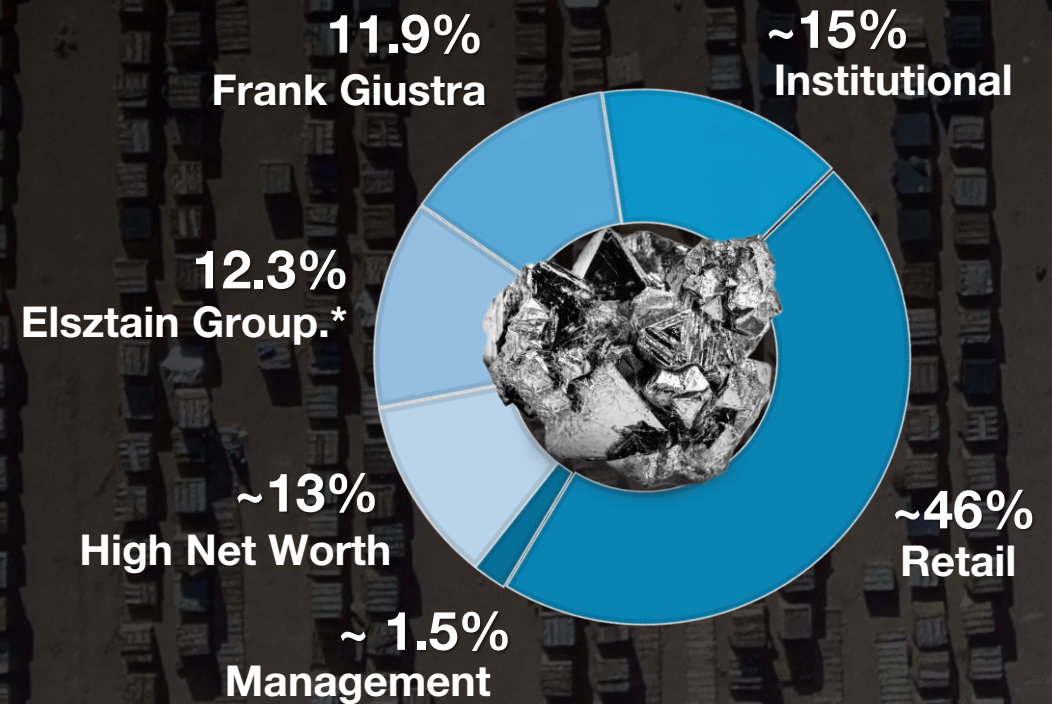
~ C\$24 Million in working capital

Zero debt.
No pending property payments.

Updated on Sept 04 2025

TSX.V: **AGAG** OTCQB: **AGAGF** FRA: **T1K**

~C\$ 197.7 M Market Capitalization @ C\$ 0.78 (undiluted)
~C\$ 234.0 M Market Capitalization @ C\$ 0.78 (fully diluted)



*Through entities controlled by **Mr. Eduardo Elsztain**, Argentine businessman.

Leadership

Management, Advisors, & Directors



Joaquin Marias

*President, CEO
& Director*



Aaron Triplett

*Chief Financial
Officer*



Vanessa Bogaert

*VP Investor Relations
& Communications*



Michelle Borthwick

*VP Corporate Affairs &
Corporate Secretary*



Diego Mendilaharsu

*Argentina Legal Rep. &
Silex Argentina President*



Guillermo Peralta

*Argentina Chief
Geologist*



Willem Middelkoop

Advisor

Jeffrey Harder

Director

Nicolas Bendersky

Director

Geir Liland

Director

Travis Musgrave

Director

Local Support & Diversity

90% of contracted services are from Salta.
80% of our workforce is from Salta.
>45% of our workforce is from Local Communities.
4-to-6 ratio of women/men

"Argenta is our example for mining companies on how to foster good relations with a local community"
Member of the Kolla Indigenous Community

Positive engagement with Indigenous and Government leaders in Salta Province.



Local Kolla Representative leading Ritual to the Mother Land. Work Commencement Celebration.

January 2025.

Argentina is Open for Business

Under President Javier Milei, Argentina is attracting foreign direct investment after years of market isolation.

Strengthened institutions have positioned Argentina as a **key opportunity in South America.**

New regulations supporting natural resource industries, and investment have been passed under Milei's leadership.



Argentina is Open for Business

3rd

3rd largest economy in Latin America.

20

Over 20 copper projects in exploration.

5th

10 operational gold mines; 5th largest producer in Latin America.

2nd

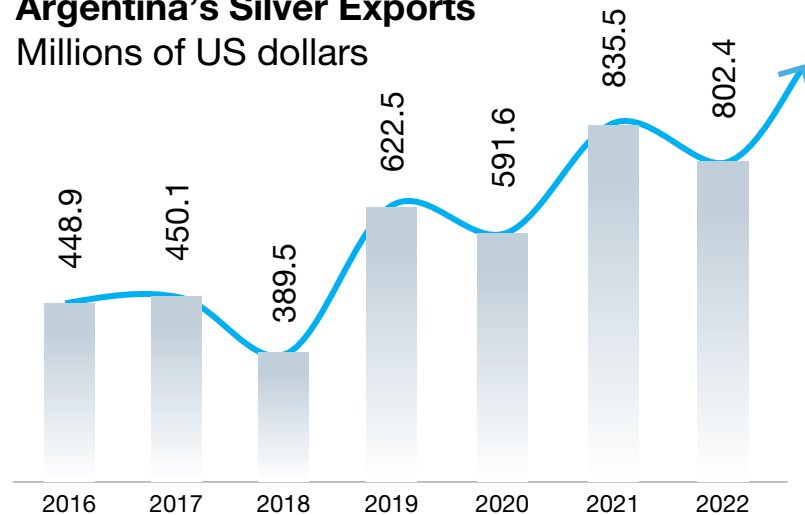
2nd largest global lithium reserves, 4th largest producer.

Silver Today for Tomorrow

Silver demand is rising, boosting price performance.
Strong demand from the photovoltaic industry.
Immediate need for next-gen silver batteries.
Prices climbing due to geopolitical concerns.
Silver remains undervalued compared to gold.

Argentina's Silver Exports

Millions of US dollars



Argentina is the **10th largest silver producer globally**, holding **3% of world reserves**.

6 advanced silver projects in exploration stages.

TSX.V: **AGAG**



Análisis Septiembre 2025

Recursos y Reservas Minerales en Argentina



Secretaría
de Minería
Ministerio de Economía

Project	M&I Resources		Inf Resources		Total Reserves		Status
	Ag [g/t]	Moz Ag	Ag [g/t]	Moz Ag	Ag [g/t]	Moz Ag	
Navidad	127	632.0	81	119.0	-	-	Halted
Diablillos	87	148.3	23	2.4	91	123	PFS
El Quevar	482	45.3	417	4.1	-	-	Advance Explor.
Puna Operation	165	35.9	157	8.6	142	19.5	Production
San Jose	351	18.7	252	9.5	286	5.4	Production
Virginia	357	11.6	190	8.4			PEA
Manantial Espejo	156	6.6	106	1.8	-	-	Care & Maint.
Martha	465	0.77	162	0.97	438	0.67	Halted
Cuya	-	-	0.4	-	-	-	Early Explor.

Silver projects as in the "Mineral Resources and Reserves in Argentina, September 2025 Analysis, Secretary of Mines, Ministry of Economy. Argentine Republic."

argentasilver.com

Subscribe, Stay Tuned and Don't Miss Our News



TSX.V: AGAG



OTC: AGAGF

argentasilver.com



A New Force in Silver's Future

El Quevar Project

For further information, please contact:

Joaquín Marias
President, CEO and Director – Argenta Silver
jm@argentasilver.com | +1 778 3192415

Vanessa Bogaert
VP Investor Relations and Communications – Argenta Silver
vb@argentasilver.com | +1 604 7217773



TSX.V: **AGAG** - OTCQB: **AGAGF** - FRA: **T1K**

