TSX Venture50 2026

ARGENTA SILVER

A Pure Silver Company

El Quevar Project

OCTOBER 2026

TSX.V: **AGAG** - OTCQX: **AGAGF** - FRA: **T1K**

Forward Looking Statements

This presentation may contain forward-looking statements that are not historical facts. Forward Looking Information includes, but is not limited to, disclosure regarding possible events, conditions or financial performance that is based on assumptions about future economic conditions and courses of action; the timing and costs of future exploration activities on Argenta Silver Corp. ("Argenta Silver") properties; success of exploration activities; permitting timelines and requirements; requirements for additional capital; environmental requirements; planned exploration and development of properties and the results thereof; planned expenditures and budgets and the execution thereof. Often, but not always, forward-looking statements can be identified by the use of words such as "expects," "plans," "estimates," "intends," "believes," "could," "might," "will", "budget", "scheduled", "forecasts", "anticipates", "potential", "base case" or variations of such words and phrases or statements that certain actions, events or results "may", "could", "would", "might" or "will be taken", "occur" or "be achieved". Forward-looking statements involve known and unknown risks, uncertainties, and other factors which may cause the actual results, performance, or achievements of Argenta Silver to be materially different from any future results, performance, or achievements expressed or implied by the forward-looking statements. Forward looking statements or information relates to, among other things, Argenta Silver's corporate strategies, mineral resource estimates and plans for further exploration, which will require additional funding. These forward-looking statements are based on management's current expectations and beliefs (including the belief in the accuracy of the resource estimate) but given the uncertainties, assumptions and risks, readers are cautioned not to place undue reliance on such forward-looking statements or information. Information in this presentation is not intended to be a comprehensive review of all matters and developments concerning Argenta Silver and Argenta Silver does not assume any obligation to update, or to publicly announce, any such statements, events or developments, except as required by law.

For additional information on risks and uncertainties, see Argenta Silver's most recently filed annual management discussion & analysis ("MD&A"), which is available on SEDAR at www.sedarplus.com. The risk factors identified in the MD&A are not intended to represent a complete list of factors that could affect Argenta Silver.

Some of the mineral resources at the El Quevar Property are categorized as indicated and some as inferred mineral resources. Mineral resources that are not mineral reserves do not have demonstrated economic viability. Mineral resource estimates do not account for mineability, selectivity, mining loss and dilution. These mineral resource estimates include inferred mineral resources that are normally considered too speculative geologically to have economic considerations applied to them that would enable them to be categorized as mineral reserves. There is also no certainty that these inferred mineral resources will be converted to measured and indicated categories through further drilling, or into mineral reserves, once economic considerations are applied.

Compliance with NI 43-101: The technical information in this presentation has been prepared in accordance with the Canadian regulatory requirements set out in National Instrument 43-101 Standards of Disclosure for Mineral Projects ("NI 43-101") and was reviewed and approved by Robert van Egmond, P.Geo., a consultant to the Company, and the Qualified Person under NI 43-101. Rob van Egmond, P.Geo. has visited the El Quevar Project and is not independent of the Company.

1.5 years drilling

SINCE 26-MAY-2025

~2 years on the market

SINCE 28-OCTOBER-2024

~25% resource footprint expansion

>20% of historical DDH drilled by us

From 3% to 25% surface explored

Multiple new targets defined + followed up



Building Value

FIORE

COPPER GIANT®

ARIS MINING

NATIONS ROYALTY

DOLLY VARDEN SILVER CORP

FUSE ADVISORS

OCEANIC IRON ORE CORP

CAMBRIA GOLD MINES

SELKIRK COPPER

seva MINING

$5.5B
RAISED

$50B+
VALUE CREATED

250+
COMPANIES FOUNDED

Joaquin Marias
President, CEO and Director
ARGENTA SILVER Corp.

Frank Giustra
Major Shareholder
FIORE Group

TSXV: **AGAG**

argentasilver.com

A New Silver Force

- 28th of October 2024: **Began trading on TSX.V as AGAG**
- C$ 0.15 : **Opening share price.**
- C$ 1.17 : **52-week high.**
- 208% Share Price Appreciation, **2025.**
- 371% Market Cap Growth, **2025.**
- C$ 60.5 M **raised since inception.**
- 3rd January 2025: **Commenced exploration.**
- May 2025: **Drilling Kick-off.**

TSX Venture50™

We made the 2026 list.

TMX

ARGENTA SILVER

TSXV:AGAG

Mining

ARGENTA SILVER

208%

2025 **Share Price Appreciation**

TSXV:AGAG

Source: TSX/TSXV Market Intelligence Group

ARGENTA SILVER

371%

2025 **Market Cap Growth**

TSXV:AGAG

Source: TSX/TSXV Market Intelligence Group

El Quevar Project

High-grade, low-tonnage, pure silver play

Yaxtché Mineral Resource Estimate (2024)[1]			
Category	**Tonnage (Mt)**	**Silver Grade (g/t)**	**Metal Cont. (Moz Ag)**
Indicated	2.93	482	45.3
Inferred	0.31	417	4.1

Unlocked expansion potential due to previous lack of funding and abandonment.

(1) Source: Refer to NI43-101 technical report with effective date of September 30, 2024, titled "NI 43-101 Technical Report on the Mineral Resource Estimate of the El Quevar Project Salta Province, Argentina", posted on www.SEDAR.com under Argenta Silver Corp.

High Grade Pure Silver

The mineralization at El Quevar is exceptionally rich in silver, with no associated base metals or gold, making it a rare global example of a high-grade, pure silver deposit.

DDH QVD-167 (pre-Argenta Historical Drillhole)

From [m]	To [m]	Ag [g/t]	Au [g/t]	Pb [%]	Zn [%]	Cu [%]	Intercept
228	230	29	0.0	0.2	0.4	0.0	
230	231	**849**	0.0	0.2	0.1	0.1	12mts @ 2,916 g/t Ag
231	232	**9,659**	0.0	1.2	1.6	0.8	
232	233	**1,427**	0.0	0.6	0.9	0.2	
233	234	**1,683**	0.0	0.4	0.2	0.1	
234	235	**9,649**	0.0	0.9	0.5	1.0	
235	236	**892**	0.0	0.1	0.0	0.1	
236	237	**937**	0.0	0.2	0.0	0.1	
237	238	**1,482**	0.0	0.3	0.1	0.1	
238	239	**7,527**	0.0	0.3	0.1	0.3	
239	240	**152**	0.0	0.2	0.0	0.0	
240	241	**582**	0.0	0.1	0.0	0.1	
241	242	**150**	0.0	0.2	0.0	0.0	
242	243	95	0.0	0.2	0.0	0.0	
243	244	77	0.0	0.2	0.0	0.0	
244	245	34	0.0	0.2	0.0	0.0	
245	246	**193**	0.0	0.2	0.1	0.1	6mts @ 339 g/t Ag
246	247	**40**	0.0	0.2	0.0	0.0	
247	248	**117**	0.0	0.2	0.0	0.1	
248	249	**656**	0.0	0.3	0.0	0.3	
249	250	**823**	0.0	0.3	0.0	0.4	
250	251	**207**	0.0	0.3	0.0	0.2	
251	252	40	0.0	0.4	0.0	0.0	

DDH QVD-194 (pre-Argenta Historical Drillhole)

From [m]	To [m]	Ag [g/t]	Au [g/t]	Pb [%]	Zn [%]	Cu [%]	Intercept
278	279	38	0.0	0.9	0.2	0.0	
279	280	136	0.0	0.6	0.0	0.0	
280	281	**1,974**	0.0	1.1	0.1	0.1	11mts @ 1,219 g/t Ag
281	282	**1,957**	0.0	2.7	0.2	0.3	
282	283	**782**	0.0	0.4	0.0	0.0	
283	284	**2,129**	0.0	0.7	0.1	0.1	
284	285	**1,142**	0.0	0.5	0.1	0.1	
285	286	**1,308**	0.0	0.3	0.1	0.1	
286	287	**368**	0.0	0.2	0.0	0.0	
287	288	**723**	0.0	0.4	0.0	0.0	
288	289	**2,231**	0.0	0.4	0.1	0.1	
289	290	**654**	0.0	0.3	0.1	0.1	
290	291	79	0.0	0.3	0.0	0.0	

- These **historical** drillhole-intercepts are representative examples of many drillholes with similar grades from the Mineral Resource area, drilled **by the previous operator.**
- These analytical results show the **pure silver and high-grade nature** of this deposit.

For more info visit argentasilver.com/media

Intervals shown are core length. Estimated true widths vary between 60 o 85% of core reported length.

Preliminary Metallurgy Test Results

Initial Rougher and Cleaner tests*

News Release
September 21, 2026

Cleaner Flotation Test*

Recovery: 96% Ag
Concentrate: 14,857 g/t Ag

Result corresponding to sample F16 (EQ-VAR-06).

*The reported results represent an early stage of the metallurgical test work program and are preliminary, not final, and **have not yet been optimized.**

Final concentrate products have not yet been established; therefore, final concentrate mineralogy, product specifications, base metal concentrations, minor and potentially deleterious element concentrations and variability, and other relevant physical and chemical characteristics cannot yet be reliably assessed. These parameters will be evaluated as representative final concentrate products are produced.

Image: Argenta Silver sample processing at Blue Coast Labs, Nanaimo, British Columbia, Canada summer 2026

Preliminary Metallurgy Test Results

Initial Rougher and Cleaner tests

- **13 of 15 samples averaging 95% Ag recovery** including recoveries reaching **as high as 99%.**
- 2 representative samples advanced to **cleaner flotation testing, achieving up to 96% Ag recovery to a final concentrate grading 14,857 g/t Ag.**
- **Conventional rougher-cleaner flotation flowsheet** can produce high-grade silver concentrates.

ROUGHER FLOTATION TEST

Sample ID	Head Grade	Rougher Conc. Grade (g/t Ag)	Ag Recovery (%)
EQ-VAR-01	238	946	**99%**
EQ-VAR-02	219	2,082	**87%**
EQ-VAR-03	223	2,341	**75%**
EQ-VAR-04	229	2,385	**89%**
EQ-VAR-05	280	5,305	**91%**
EQ-VAR-06	381	6,058	**97%**
EQ-VAR-07	179	1,045	**97%**
EQ-VAR-08	969	7,386	**98%**
EQ-VAR-09	731	4,057	**99%**
EQ-VAR-10	514	4,515	**98%**
EQ-VAR-11	264	2,006	**92%**
EQ-VAR-12	306	3,291	**55%**
EQ-VAR-13	658	6,014	**98%**
EQ-VAR-14	367	1,516	**96%**
EQ-VAR-15	386	1,489	**97%**

CLEANER FLOTATION TEST

Sample ID	Head Grade	Cleaner Conc. Grade (g/t Ag)	Ag Recovery (%)
EQ-VAR-06	6,221	**14,857**	**96%**
EQ-VAR-15	1,606	**3,364**	**91%**

Salta: Latin-America's Premier Mining Region

Located in Salta Argentina, most pro-mining province in the country. Major companies working in the province, including Rio Tinto, First Quantum, Aldebaran, AbraSilver, and Fortuna Mining. Circa 35 registered projects, mostly lithium, followed by gold and copper, silver, lead and zinc, borates and uranium.

Fraser Institute Annual
SURVEY OF MINING COMPANIES 2023
FRASER INSTITUTE 2024

Best voted jurisdiction of Latin America by Fraser Institute 2024.

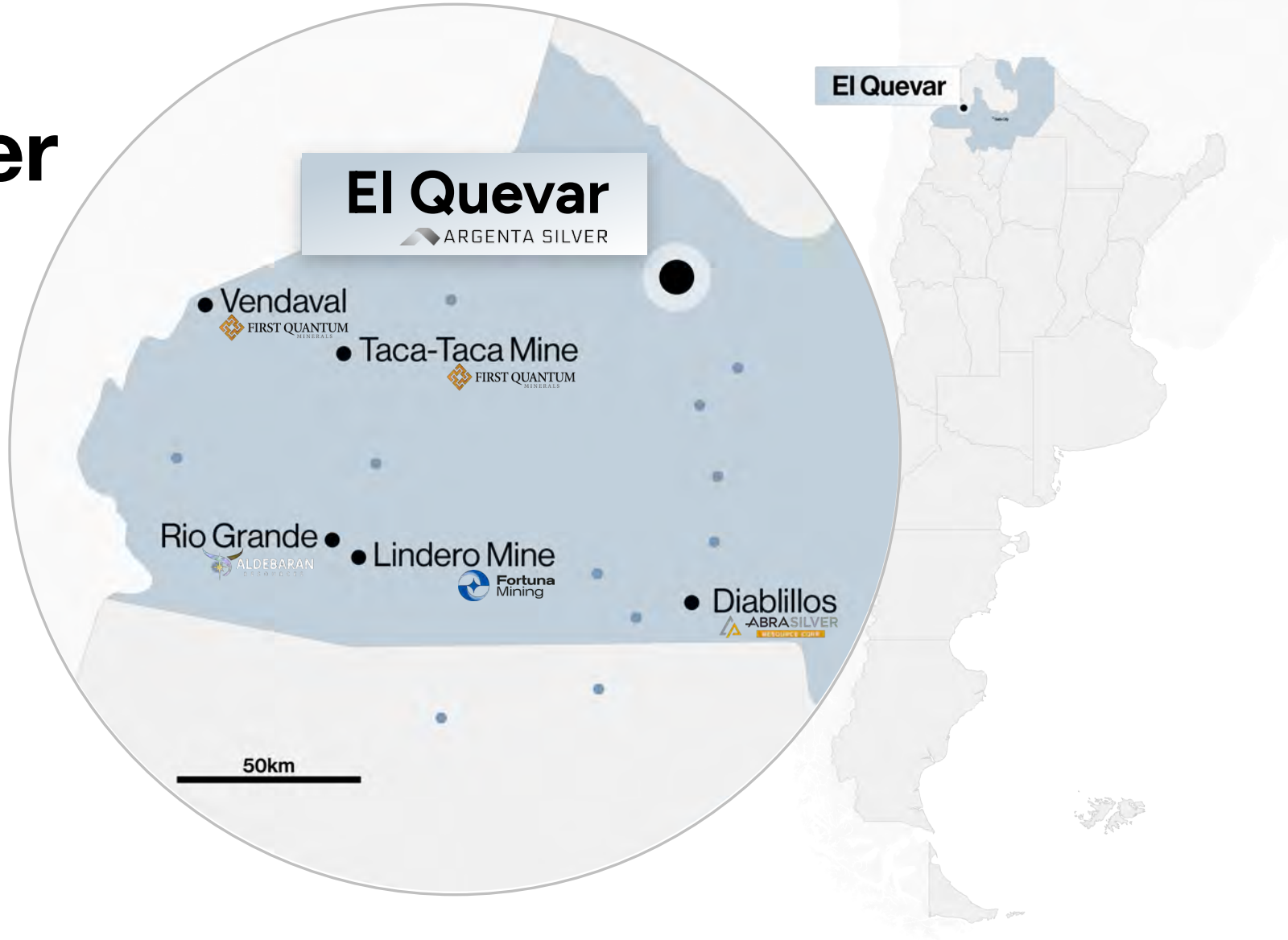

Infrastructure for Success

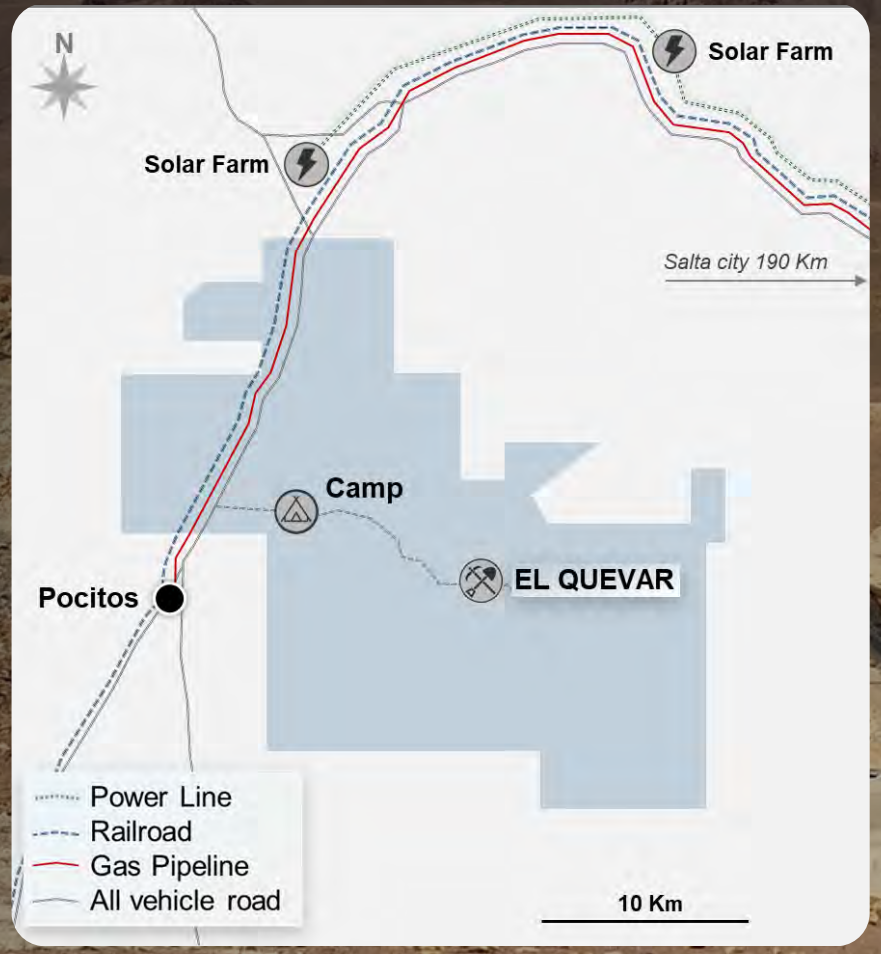

Internal

- **Ready-to-use camp for 100 workers.**
- **Over 80kms of internal roads** *(high construction cost).*
- **Over 440 drillholes** *(115,000 meters drilled).*
- **1,250-meter underground decline ramp.**
- **Multiple onsite generators.**
- **Core logging facilities.**
- **Multiple buildings, warehouses, fuel tanks.**
- **Explosives warehouse (***permitted***).**

External

- **National public road access.**
- **Gas pipeline for mining projects at 4 km.**
- **High voltage power line at 20 km.**
- **Two photovoltaic parks located at 20 km, including the largest one in South America.**
- **Multiple mining friendly communities.**

[real aerial picture]

Fully Operational Camp Site

- **Camp for 100 workers, expandable to >200.**
- **>C$ 100 M inflation-adjusted investment by previous owner on high quality infrastructure.**

Strategically Located for Success

- 100% owned land package, covering the majority of the El Quevar Volcanic Complex, Argentina's 2nd largest volcanic complex.
- Located along a world-class continental structural corridor, home to giant copper ± gold mines like the 120-year-old Chuquicamata mine and others like El Abra, Gaby, and Spence.
- Year-round all-vehicle accessible, 8 km from the supportive community of Pocitos.

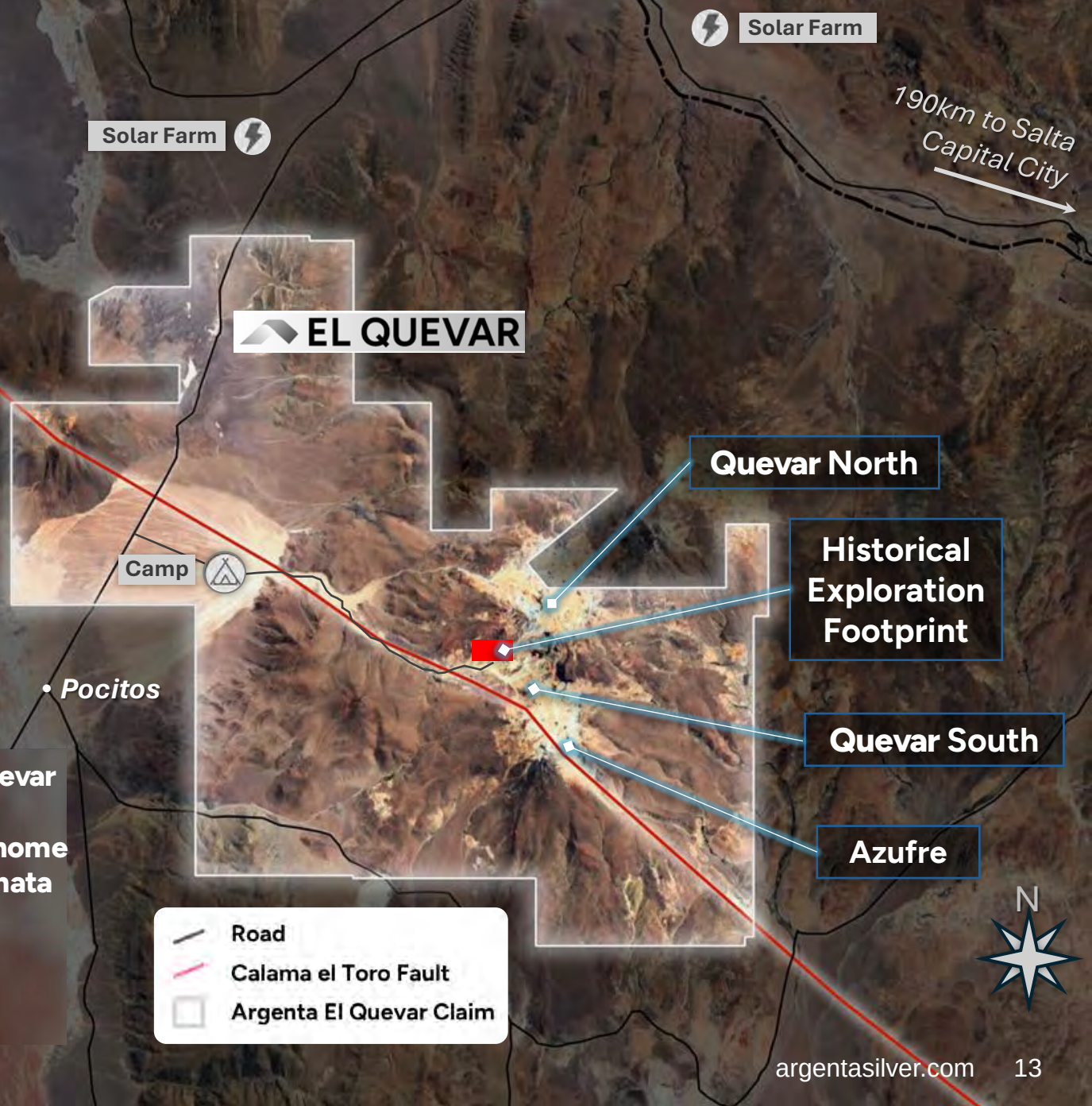

Blue Sky Exploration

- 3 erosional windows with access to deep portions of the El Quevar volcanic complex.
- Most of the complex remains unexplored (~97%).
- High potential for more silver/gold epithermal and porphyry discoveries*.

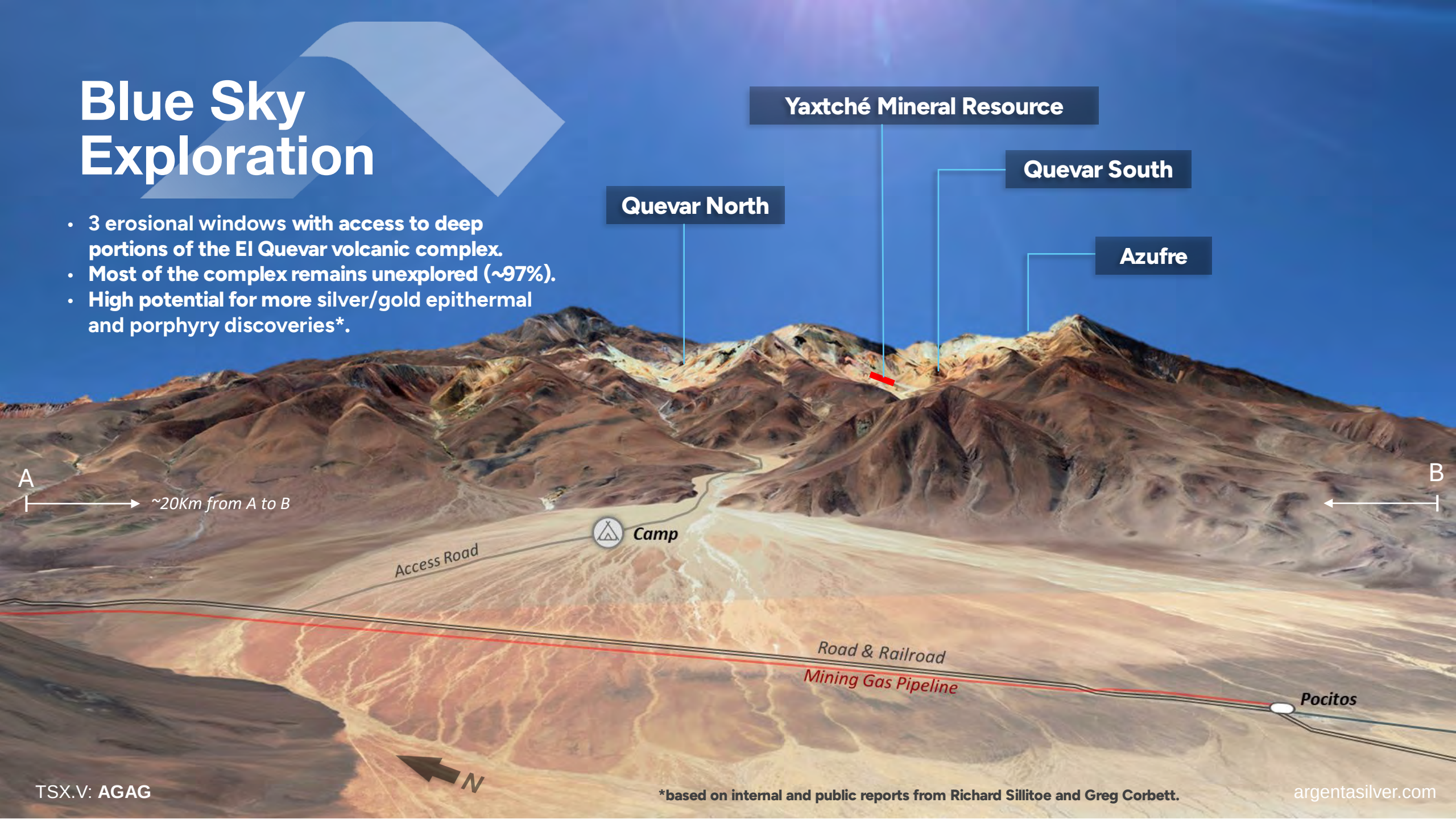

*based on internal and public reports from Richard Sillitoe and Greg Corbett.

District-Scale Land Package

Historical exploration, resource

- One consolidated land package of 57,000 hectares .
- 3% explored, 54,000 hectares open for exploration.
- High potential for new discoveries.

High-grade, Low-tonnage Silver

EXISTING RESOURCE AT MAIN DEPOSIT: YAXTCHE

Mineral Resource Estimate (2024)[1]

Category	Tonnage (Mt)	Silver Grade (g/t)	Metal Cont. (Moz Ag)
Indicated	2.93	482	45.3
Inferred	0.31	417	4.1

Robust Mineral Resource with Ample Opportunity to Grow

- **Entire Mineral Resource Estimate** in one single deposit.
- 90% of the Mineral Resource is in the Indicated Category.
- Mineralization from surface, plunging 15˚ to the NW.
- 75% of historical drilling successfully drilled into the Resource.
- Open in both ends after previous operators left the project 2013.

(1) Source: Refer to NI43-101 technical report with effective date of September 30, 2024, titled "NI 43-101 Technical Report on the Mineral Resource Estimate of the El Quevar Project Salta Province, Argentina", posted on www.SEDAR.com under Argenta Silver Corp.

High-grade, Low-tonnage

EXISTING RESOURCE AT MAIN DEPOSIT: YAXTCHE

El Quevar Indicated Resource

2.93 Mt containing 45.3 Moz of silver at 482 g/t Ag. [1]

(1) Source: Refer to NI43-101 technical report with effective date of September 30, 2024, titled "NI 43-101 Technical Report on the Mineral Resource Estimate of the El Quevar Project Salta Province, Argentina", posted on www.SEDAR.com under Argenta Silver Corp.

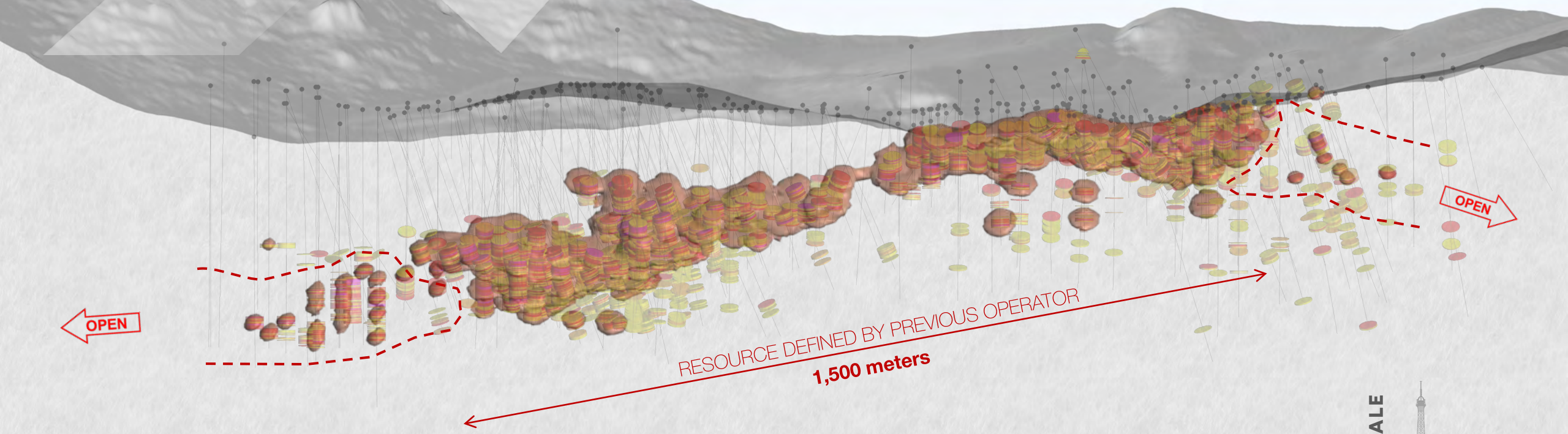

The previous operator left the deposit
open down-plunge on both ends

Ag g/t
- 500+
- 100- 500
- 50 - 100
- 25 - 50

Yaxchté Shell

VISUAL SCALE

300 m

Looking NNW • Azimuth 028

2025-2026 Drill Results

HIGHLIGHT DRILL PROGRAM RESULTS

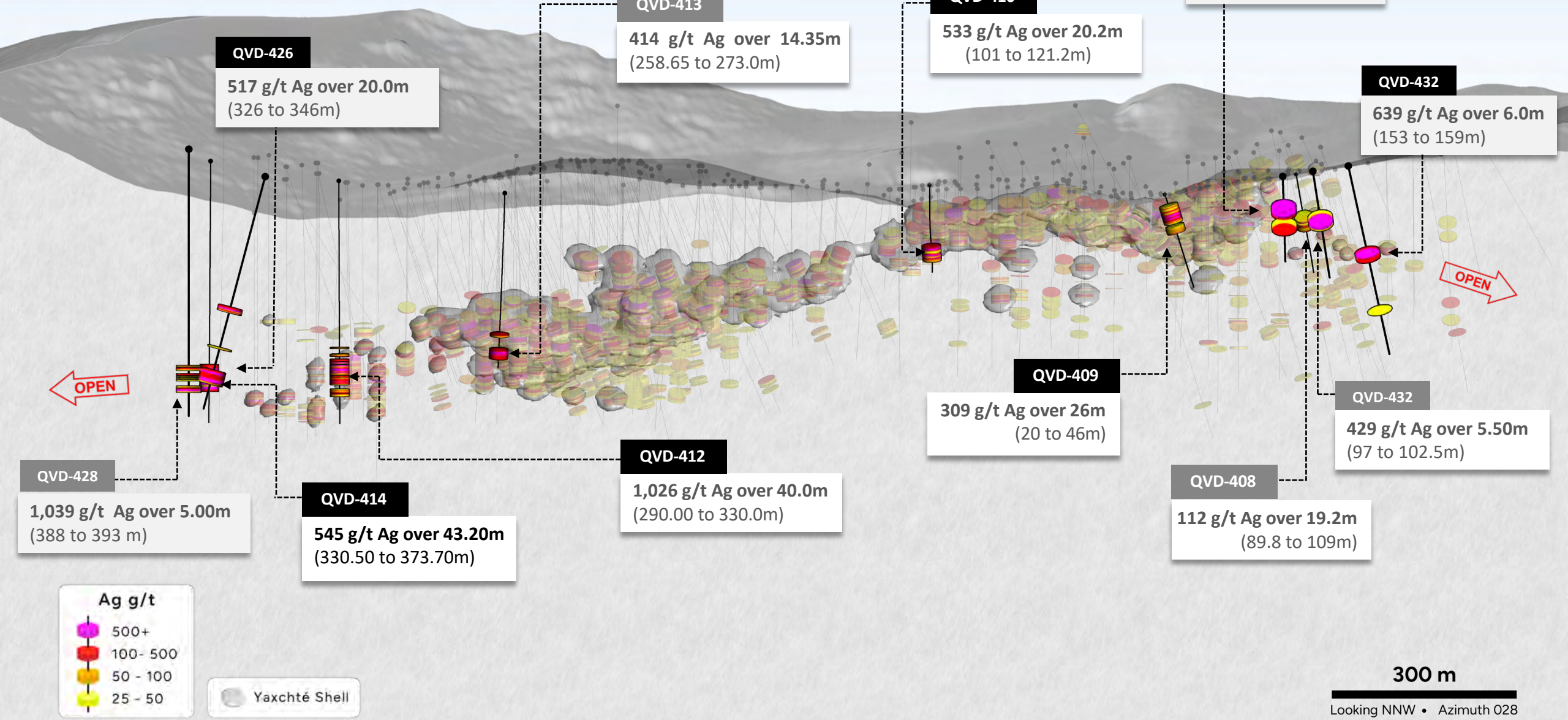

2025 Drill Results

ARGENTA SILVER
TSX.V: AGAG

WINTER 2025 DRILL PROGRAM RESULTS

QVD-412

1026 g/t Ag over 40.0m (290.00 to 330.0m)
including 532 g/t Ag over 7.0m
and 1,575 g/t Ag over 2.0m
including 2,246 g/t Ag over 15.0 m
and 2,815 g/t Ag over 2.0m
and 4,423 g/t Ag over 6.0m
including 347 g/t Ag over 9.0 m

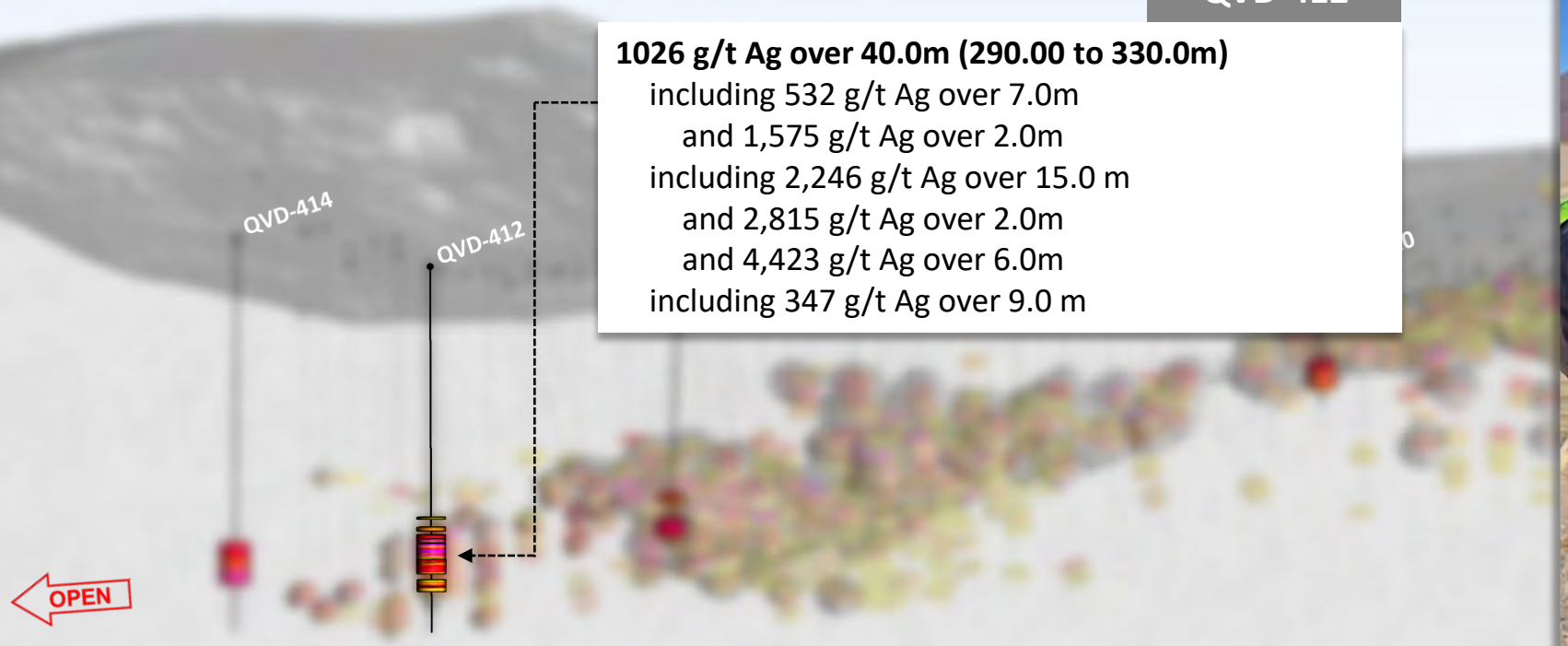

18,467 g/t Ag over 1.05m

RECORD RESULT

within 40.0m grading 1,026 g/t Ag

Estimated true widths vary between 60 to 85% of core reported length.

Expansion Potential

ON-GOING RESOURCE EXPANSION PROGRAM

>20% **OF FOOTPRINT EXPANSION**
TO DATE

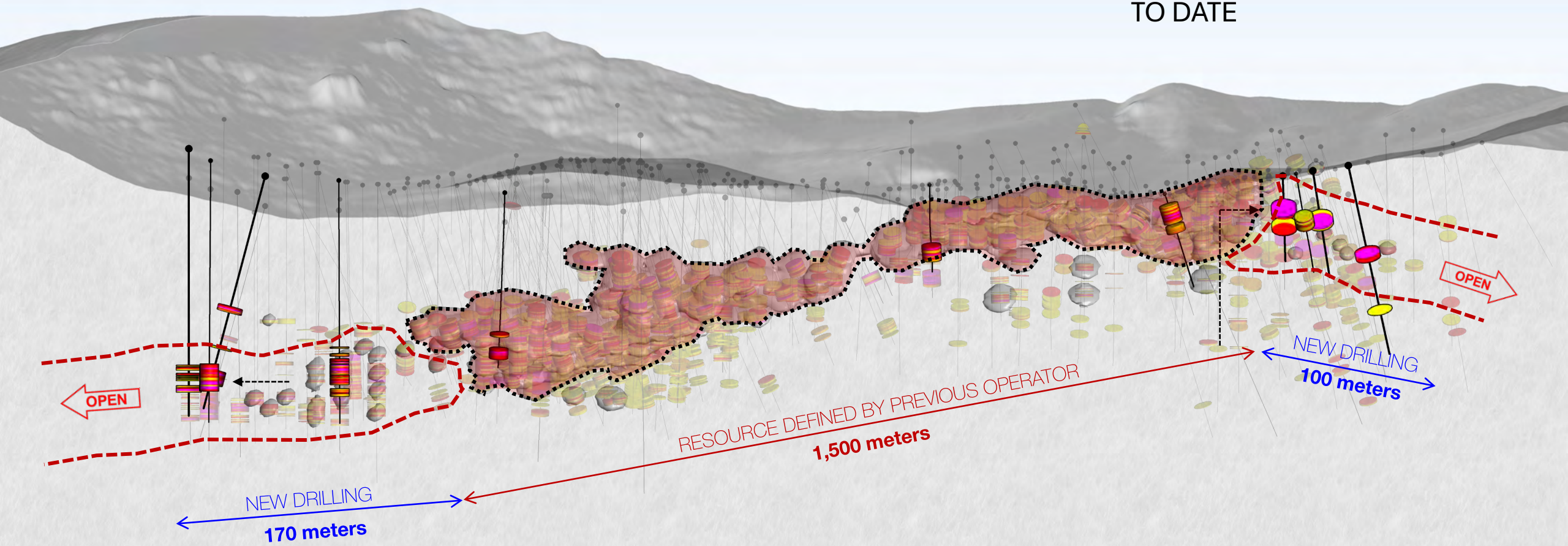

2025 PLUS 2026 DRILLING TO BE INCLUDED IN PLANNED **2027 MINERAL RESOURCE UPDATE**

Ag g/t
- 500+
- 100- 500
- 50 - 100
- 25 - 50

Yaxchté Shell

300 m

Looking NNW • Azimuth 028

Mani-Copan
Same Grade, Same Chemistry

New Follow-Up Discoveries

- **2025 Surface results** ***returned bonanza grades.***
- **Follow up drilling** ***returned high-grade silver, chemistry matching the Resource.***
- **Potential oblique structure to the Yaxtche Deposit.**

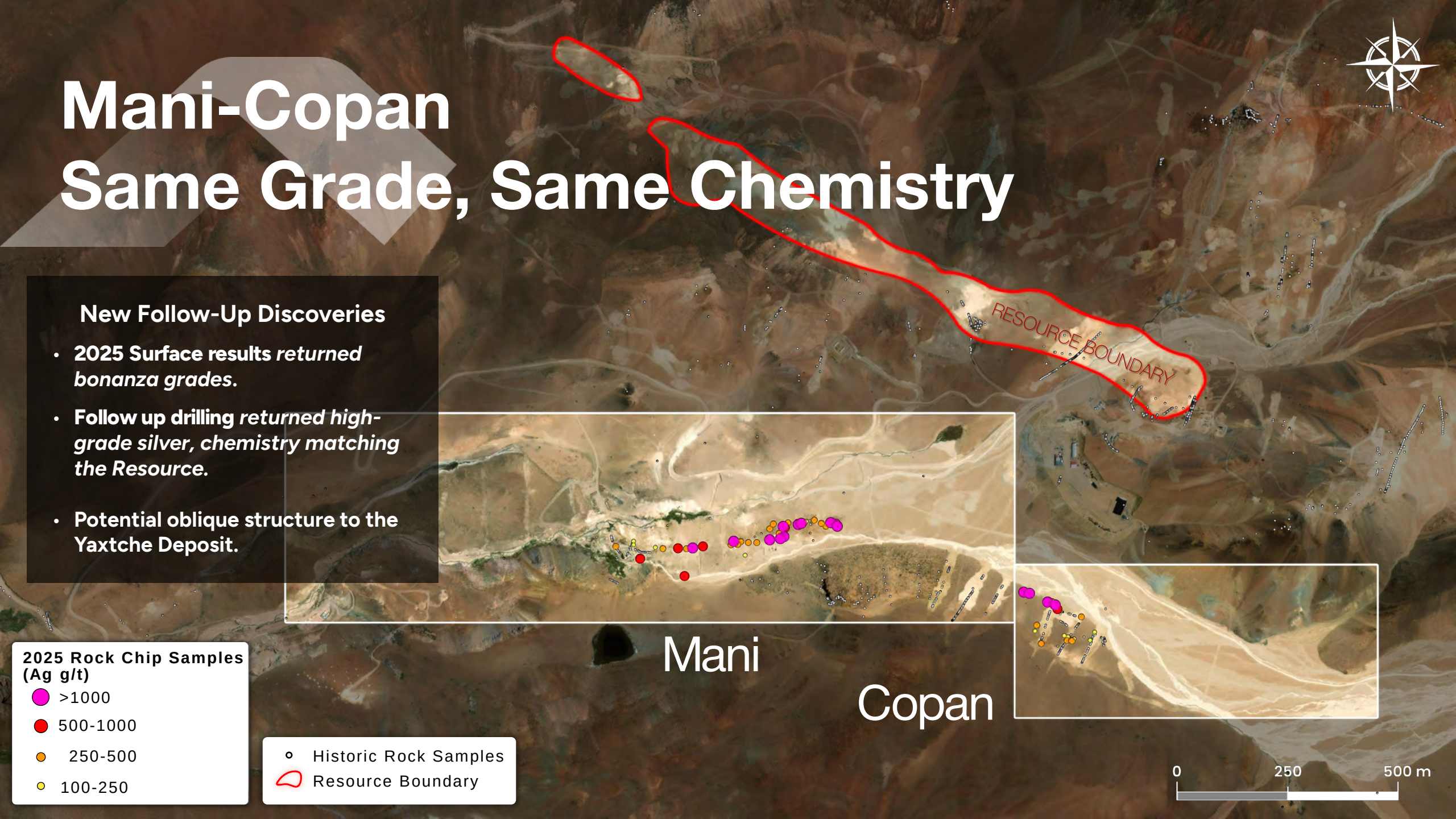

MANI – COPAN

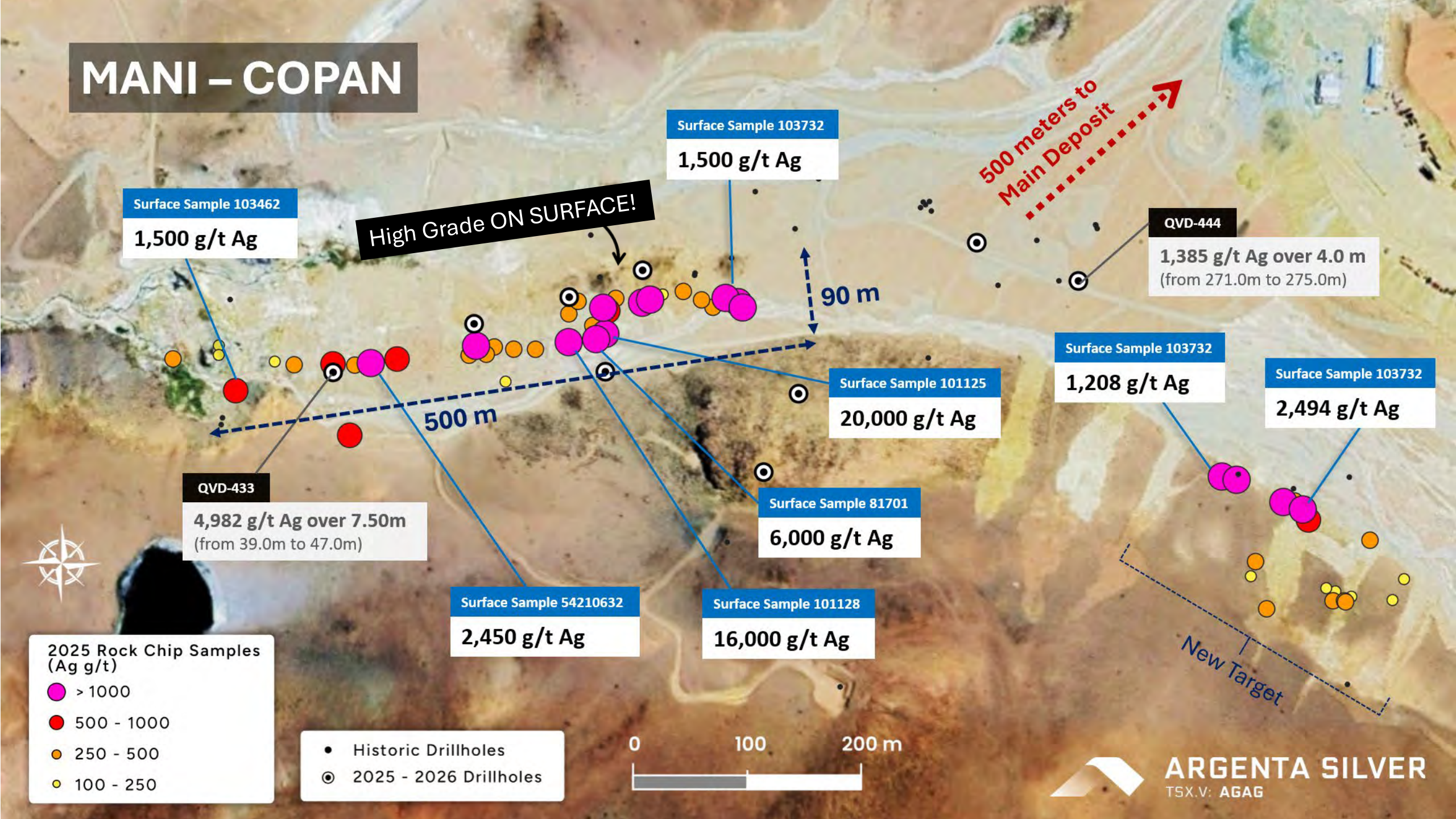
Surface Sample 103732
1,500 g/t Ag
Surface Sample 103462
1,500 g/t Ag
High Grade ON SURFACE!
500 meters to Main Deposit
QVD-444
1,385 g/t Ag over 4.0 m
(from 271.0m to 275.0m)
90 m
Surface Sample 101125
20,000 g/t Ag
Surface Sample 103732
1,208 g/t Ag
Surface Sample 103732
2,494 g/t Ag
500 m
QVD-433
4,982 g/t Ag over 7.50m
(from 39.0m to 47.0m)
Surface Sample 81701
6,000 g/t Ag
Surface Sample 54210632
2,450 g/t Ag
Surface Sample 101128
16,000 g/t Ag
New Target
2025 Rock Chip Samples (Ag g/t)
> 1000
500 - 1000
250 - 500
100 - 250
Historic Drillholes
2025 - 2026 Drillholes
0
100
200 m
ARGENTA SILVER
TSX.V: AGAG

Mani Sub-Surface

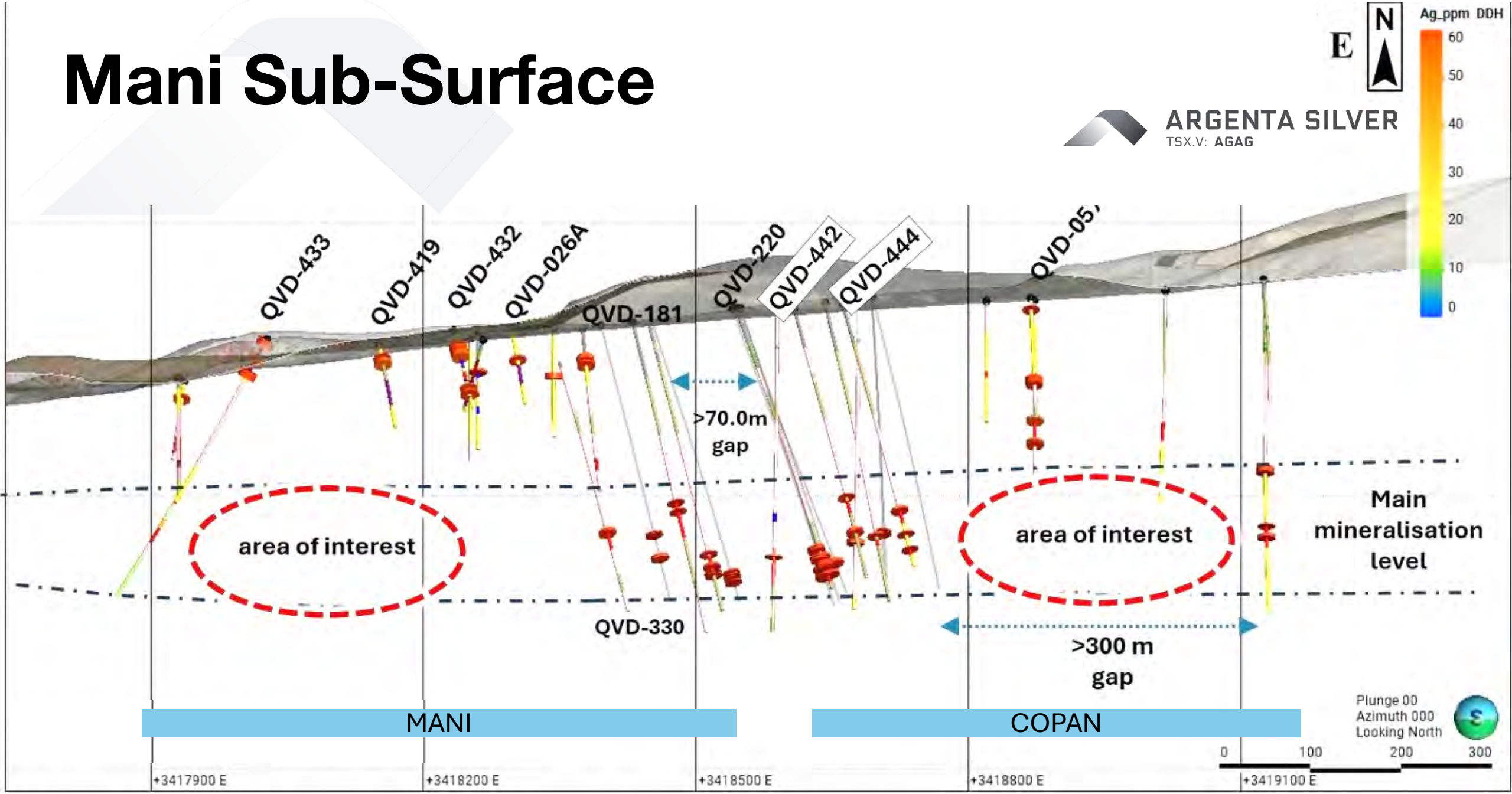

New Gold & Copper Discovery: Carmen

- **Quevar North and South host surface evidence of systems that might be related to gold mineralization.**
- **The nature of the Volcanic Complex increases the potential finding porphyry deposits.**
- **CARMEN is the first target to deliver distinctive results, unrelated to the pure-silver system.**
- **Gold and Copper were found in the drillhole DDH QVD-425 drilled late in 2025, released in January 2026.**

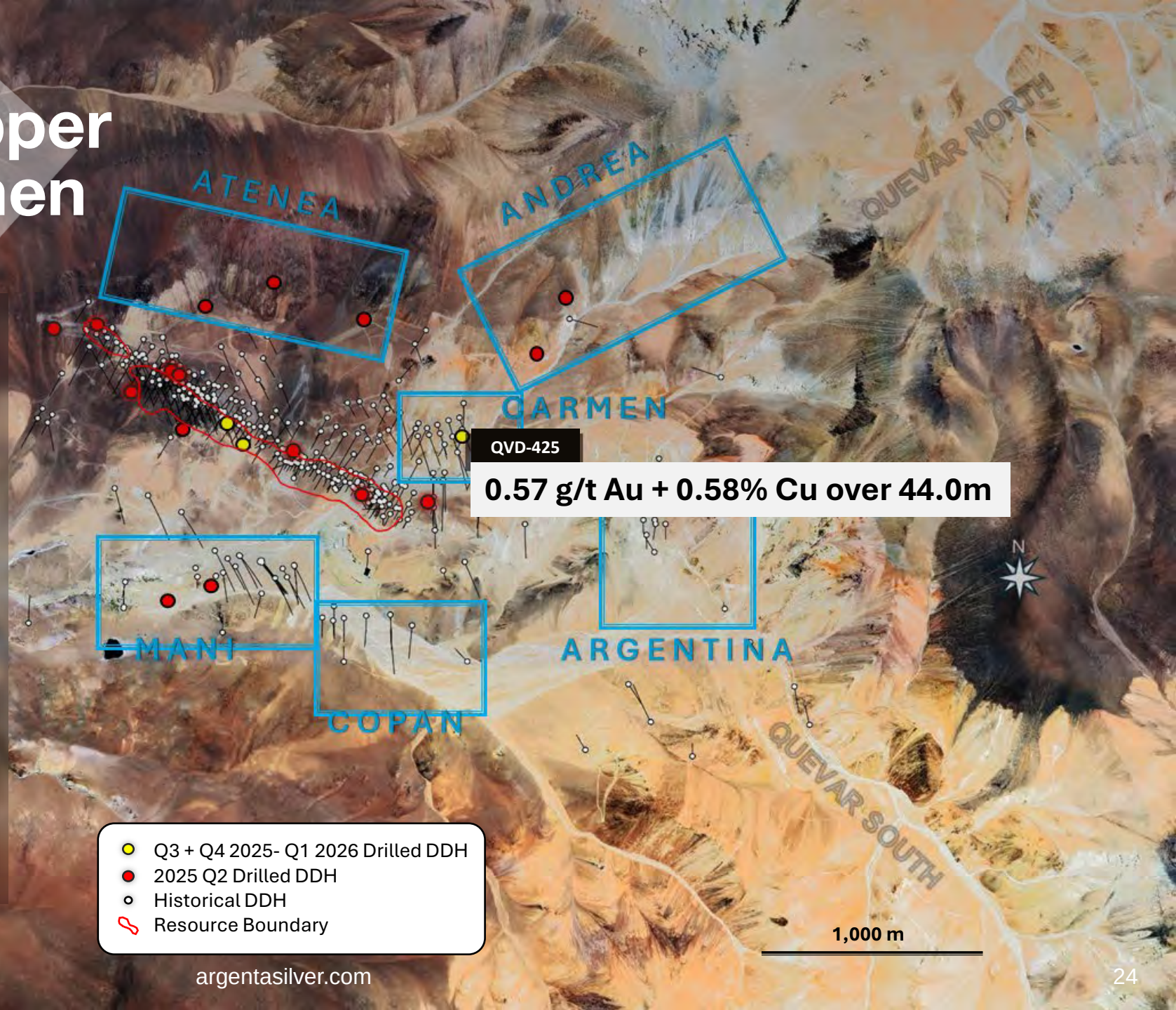

New Copper and Gold Discovery

CARMEN DISCOVERY DDH QVD-425

44.00m with 0.57 g/t Au and 0.58% Cu

including: 2.56 g/t Au and 4.33% Cu over 2.00m, and 3.92 g/t Au with 6.23% Cu over 1.00m, and 4.87 g/t Au with 8.52% Cu over 0.80m. *

CONFIRMED WITH QVD-427A

0.29 g/t Au over 22.90m

including 0.66 g/t Au and 0.73% Cu over 1.00m.
And 0.51 g/t Au and 0.42% Cu over 7.00m,
including 1.33 g/t Au over 1.00m, and 0.48 g/t Au over 12.00m.*

**Estimated true widths vary between 60 to 85% of core reported length.*

New Copper and Gold Discovery

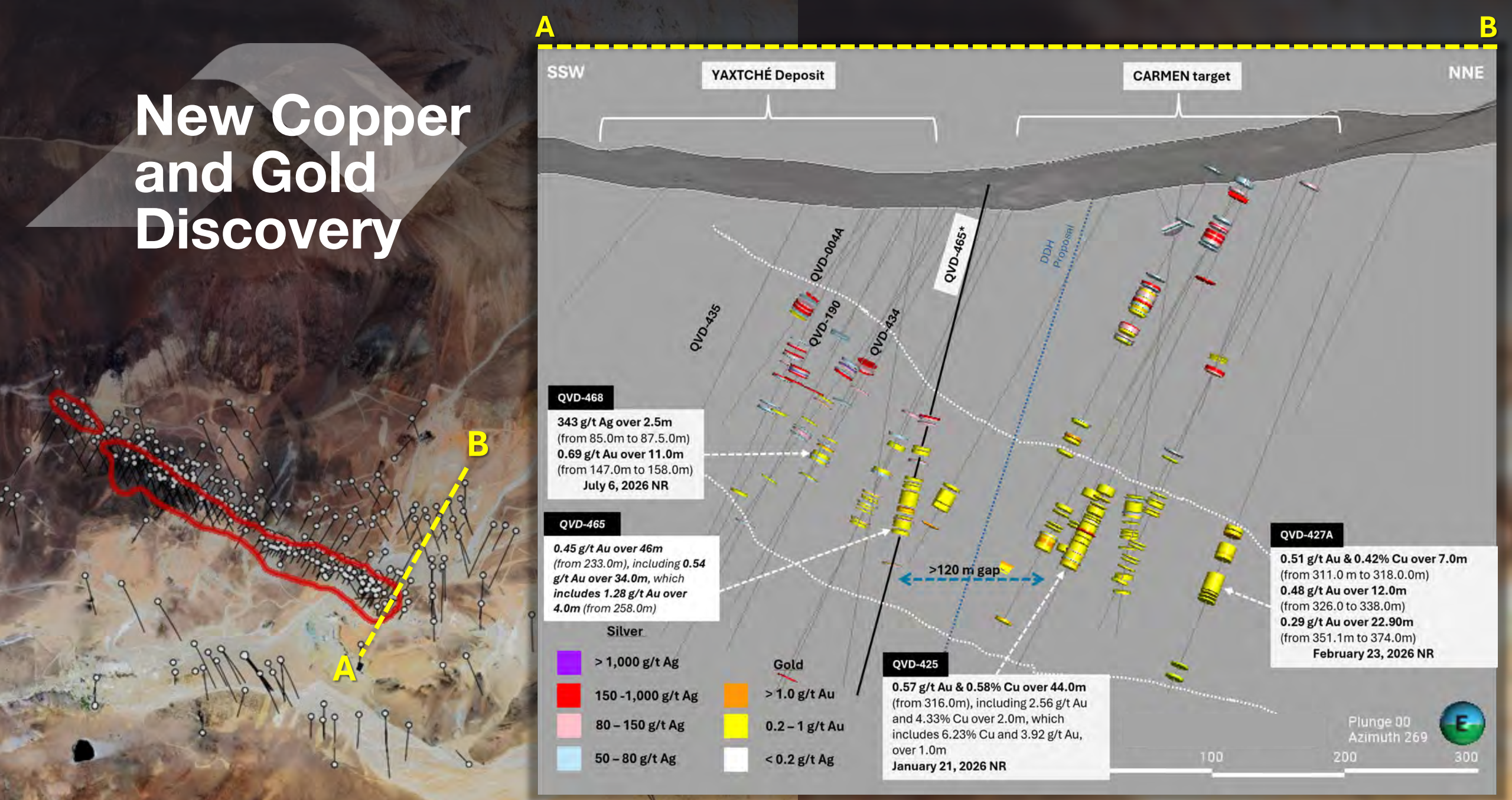

*Estimated true widths vary between 60 to 85% of core reported length.

2026 Exploration Substantial Footprint

to be covered in 2026 compared to previous explorers.

- 60 km² to be covered with geophysics.
- Large-surface area sampling and mapping.
- Preparation of new Environmental Base Line Studies.
- Development of new Metallurgical Testwork.

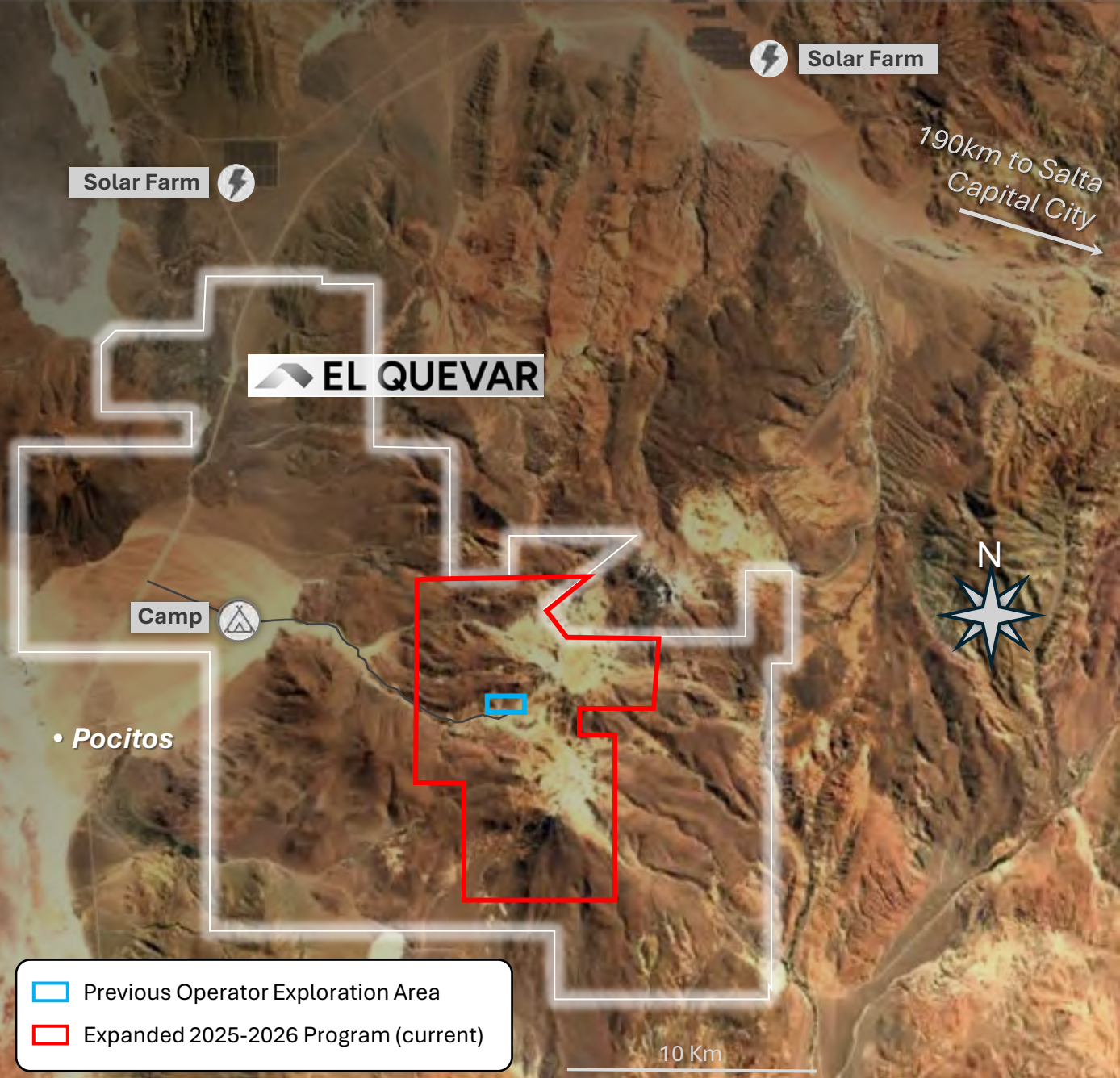

EXPLORATION TARGETS

1- Fanny
2- Escondida
3- Carolina
4- Vince
5- Mani-Copan
6- Atenea
7- Azufre
8- Cerro Diatrema
9- Carmen
10- Andrea
11- Rosa
12- Argentina
13- Argentina South
14- Puntana
15- Quebrada de Oro
16- Ay La Puna
17- Tetera
18- Manuela
19- Gabriela
20- Camila

Yaxtche Mineral Resource

Roads

ARGENTA SILVER
TSX.V: AGAG

Driving Value

Systematic Growth + De-Risking

Key Catalysts*	2025	2026	2027	2028
Capital Allocation	40% RESOURCE EXPANSION + 60% NEW DISCOVERIES			
Drilling	*Goal: To Increase Ounces*			
Surface Exploration	*Mapping & Sampling: Quevar North & South (all targets)*			
Geophysics	*60km2 Mag.*	*IP + CSMAT*		
Metallurgy Studies	*Sept-2026*	*Nov-2026*		
Updated MRE*			*H1 2027*	
Economic & Engineering Studies*				*~Q4 2028*

**Dates are estimates only and are subject to change.*

Local Support & Diversity

Positive engagement with Indigenous and Government leaders in Salta Province.

90% of contracted services are from Salta.

80% of our workforce is from Salta.

>45% of our workforce is from Local Communities

"Argenta is our example for mining companies on how to foster good relations with a local community"

Member of the Kolla Indigenous Community

Salta *Mining Olympics* games
Team Silex (Argenta Silver subsidiary)
May 2026.

Local Kolla Representative leading
Ritual to the Mother Land.
Work Commencement Celebration.
January 2025.

Investment That Returns

Forecasted Consolidated Budget (Canada + Argentina)

2026 Exploration Budget Considering Expenditure for up to 40,000 meters of Drilling + Surface Work + Geophysics + Metallurgy

C$ 60.5 M raised in a period of 18 months.
91% of treasury is allocated per budget directly **into Exploration**.

*Bought Deal closed on January 22, 2026, for C$23,000,000 at a price of C$0.80 per offered share.

Capital Share Structure

TSX Venture50 2026

TSX.V: AGAG OTCQX: AGAGF FRA: T1K

Issued & Outstanding

Common Shares	290,337,502
Stock Options	22,086,750
Warrants	28,386,075
Fully Diluted	340,810,327

~ C$30 Million in working capital

Zero debt.
No pending property payments.

Updated on June 2, 2026

Konwave AG

Commodity Discovery Fund

incrementum

PARAGON IM

+ OTHER FUNDS

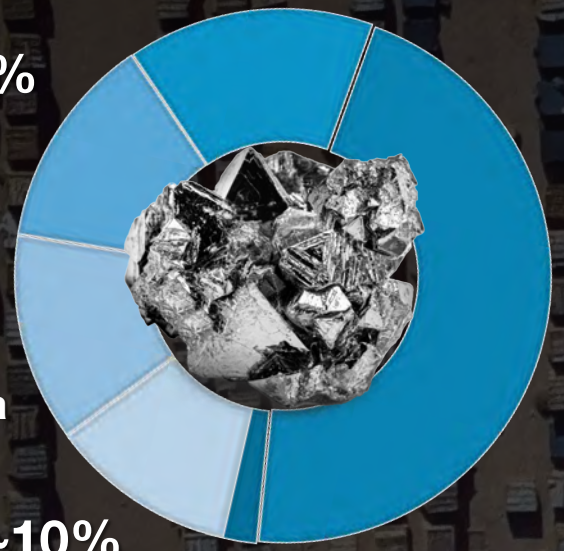

***Through entities controlled by Mr. Eduardo Elsztain, Argentine businessman.**

Frank Giustra
Major Shareholder

"We have a clear vision to scale this into a much larger company."

Joaquin Marias
President, CEO and Director

Argentina is Open for Business

Under President Javier Milei, Argentina is attracting foreign direct investment after years of market isolation.

Strengthened institutions have positioned Argentina as a key opportunity in South America.

New regulations supporting natural resource industries, and investment have been passed under Milei's leadership.

Argentina is Open for Business

3rd
3rd largest economy in Latin America.

20
Over 20 copper projects in exploration.

5th
10 operational gold mines; 5th largest producer in Latin America.

2nd
2nd largest global lithium reserves, 4th largest producer.

Silver Today for Tomorrow

Silver demand is rising, boosting price performance.
Strong demand from the photovoltaic industry.
Immediate need for next-gen silver batteries.
Prices climbing due to geopolitical concerns.
Silver remains undervalued compared to gold.

Argentina is the 10th largest silver producer globally, holding 3% of world reserves.
6 advanced silver projects in exploration stages.

Análisis Septiembre 2025

Recursos y Reservas Minerales en Argentina

Secretaría de Minería
Ministerio de Economía

Project	M&I Resources		Inf Resources		Total Reserves		Status
	Ag [g/t]	Moz Ag	Ag [g/t]	Moz Ag	Ag [g/t]	Moz Ag	
Navidad	127	632.0	81	119.0	-	-	Halted
Diablillos	33	248	12	18.4	-	-	PFS
El Quevar	**482**	**45.3**	**417**	**4.1**	**-**	**-**	**Advance Explor.**
Puna Operation	165	35.9	157	8.6	142	19.5	Production
San Jose	351	18.7	252	9.5	286	5.4	Production
Virginia	357	11.6	190	8.4			PEA
Manantial Espejo	156	6.6	106	1.8	-	-	Care & Maint.
Martha	465	0.77	162	0.97	438	0.67	Halted
Cuya	-	-	0.4	-	-	-	Early Explor.

Silver projects as in the "Mineral Resources and Reserves in Argentina, September 2025 Analysis, Secretary of Mines, Ministry of Economy. Argentine Republic."

RIGI vs Investment Law

Argenta's subsidiary, Silex Argentina S.A., has already applied under 1993 Argentina's Mining Investment Law. This provides the project with an established legal framework, long-term fiscal stability, and supports mining-related tax and customs benefits, similarly to RIGI without requiring US$200M available for investment.

ARGENTA SILVER
is registered under this law

RIGI (2024)	Mining Investment Law (1993)
Promoted in 2024 by Milei (libertarian)	Promoted in 1993 by Menem (neo-liberal)
For **large-scale projects**; minimum investment generally **US$200M+**	For **mining projects of all sizes**, including exploration
Covers several sectors, including mining	**Mining-specific** regime
Stronger benefits: **tax, customs and FX stability** for 30 years	Provides **30-year fiscal stability**, including taxes, import/export duties and customs charges
Reduces corporate income tax to **25%**	Allows **100% deduction of exploration/feasibility expenses** and accelerated depreciation
Exempts **certain** imports and later export duties	Exempts imports of **capital goods, equipment, parts and mining inputs**
Major **FX/export proceeds flexibility**	Some **FX benefits**

ARGENTA SILVER

A Pure Silver Company

El Quevar Project

For further information, please contact:
Joaquín Marias
President, CEO and Director – Argenta Silver
jm@argentasilver.com | +1 778 3192415

Vanessa Bogaert
VP Investor Relations and Communications – Argenta Silver
vb@argentasilver.com | +1 2362686945

TSX.V: **AGAG** - OTCQX: **AGAGF** - FRA: **T1K**